**Dr. MGR-JANAKI COLLEGE
OF ARTS & SCIENCE FOR WOMEN**
SATHYABAMA MGR MALIGAI
11 & 13, Durgabai Deshmukh Road, RA Puram, Chennai - 28
An ISO 9001:2015 CERTIFIED INSTITUTION
Affiliated to the University of Madras

CRITERION 2



TEACHING LEARNING AND EVALUATION



**Dr. MGR-JANAKI COLLEGE
OF ARTS & SCIENCE FOR WOMEN**

SATHYABAMA MGR MALIGAI
11 & 13, Durgabai Deshmukh Road, RA Puram, Chennai - 28

An ISO 9001:2015 CERTIFIED INSTITUTION
Affiliated to the University of Madras



CRITERION 2

2.1: STUDENT ENROLMENT AND PROFILE

2.1.2.1 NUMBER OF ACTUAL STUDENTS ADMITTED FROM THE RESERVED CATEGORIES YEARWISE DURING THE LAST FIVE YEARS

**Final admission list as published by the HEI
and endorsed by the competent authority**



**Dr. MGR-JANAKI COLLEGE
OF ARTS & SCIENCE FOR WOMEN**

SATHYABAMA MGR MALIGAI
11 & 13, Durgabai Deshmukh Road, RA Puram, Chennai - 28

An ISO 9001:2015 CERTIFIED INSTITUTION
Affiliated to the University of Madras



Verified and Certified Documents


Metric No: 2.1.2.1

Page No. 4 to 74



Janaki
Principal

**PRINCIPAL
DR. MGR JANAKI COLLEGE OF
ARTS & SCIENCE FOR WOMEN
CHENNAI - 600 028.**



2.1.2 Percentage of seats filled against seats reserved for various categories (SC, ST, OBC etc. as per applicable reservation policy) during the last five years (exclusive of supernumerary seats)

S.No.	Year	SC	ST	OBC	Gen	Others
1	2018-2019	196	7	1032	122	28
2	2019-2020	178	4	1026	92	10
3	2020-2021	189	1	1021	92	9
4	2021-2022	206	5	908	85	10
5	2022-2023	250	4	1042	70	12



Jana Gela
 PRINCIPAL
 DR. MGR JANAKI COLLEGE C
 ARTS & SCIENCE FOR WOME
 CHENNAI - 600 028.



**Dr. MGR-JANAKI COLLEGE
OF ARTS & SCIENCE FOR WOMEN**

SATHYABAMA MGR MALIGAI
11 & 13, Durgabai Deshmukh Road, RA Puram, Chennai - 28

An ISO 9001:2015 CERTIFIED INSTITUTION
Affiliated to the University of Madras



**ACADEMIC YEAR
2018-2019**



UNIVERSITY OF MADRAS

PROFORMA-I – Day College(Shift I)

Statement of strength of the students
of Arts and Science Colleges as on
30th September, 2018

Name of the College: **Dr. MGR Janaki College for Women, R.A. Puram , Chennai -28. Centre Code : 1423**

DEGREE	Names of the Courses offered	I Year						II Year						III Year					
		Men		Women		Total		Men		Women		Total		Men		Women		Total	
		EM	TM	EM	TM	EM	TM	EM	TM	EM	TM	EM	TM	EM	TM	EM	TM	EM	TM
@	B.Com (A&F)			75		75				71		71					70		70
@	BBA			76		76				70		70					46		46
@	B.Com (CS)			75		75				77		77					69		69
@	BCA			100		100				100		100					99		99
	Grand Total			326		326				318		318					284		284
B.A.,	English			106		106				80		80					71		71
	Natya			9		9				7		7					09		09
	Grand Total for B.A.,			115		115				87		87					80		80
M.A.,	Natya																		
	English			35		35				20		20							
	Grand Total for M.A.,			35		35				20		20							
B.Com.,	General			75		75				70		70					71		71

@ Here details of other Degrees such as B.Lit., BLM., BBA., B.Com(A&F), B.Com(BM), B.Com(CS), B.Com(Co-Op), B.Music., BSW., MBA., MCA., MLM., M.S.W., Certificate., Diploma., PG Diploma., PGDCS etc., conducted under affiliation of this University, may be furnished.

-: 2 :-

PROFORMA – I (Contd..)

DEGREE	Names of the Courses offered	I Year						II Year						III Year					
		Men		Women		Total		Men		Women		Total		Men		Women		Total	
		EM	TM	EM	TM	EM	TM	EM	TM	EM	TM	EM	TM	EM	TM	EM	TM	EM	TM
B.Sc.,	Bio Chemistry	NA		51		51		NA		50		50		NA		50		50	
	Microbiology	NA		52		52		NA		50		50		NA		50		50	
	Computer Science	NA		51		51		NA		48		48		NA		51		51	
	Psychology	NA		52		52		NA		48		48		NA		49		49	
	Mathematics	NA		103		103		NA		97		97		NA		70		70	
	Grand Total for B.Sc.,	NA		309		309		NA		293		293		NA		270		270	
M.Sc.,	Applied Microbiology	NA		26		26		NA		20		20		NA					
	Grand Total for M.Sc.,	NA		26		26		NA		20		20		NA					

Note: EM-English Medium, TM-Tamil Medium

PROFORMA – I (Contd..)

Number of Backward Class/ Scheduled Caste/ Scheduled Tribe/ General Turn/ Foreign Students admitted to each course of study offered in the College during the academic year 2018-19 (including II and III Years)

Degree	Name of courses offered	I YEAR								II YEAR								III YEAR																						
		S.C		S.T		MBC		B.C		G.T		Foreign Students		Total		S.C		S.T		MBC		B.C		G.T		Foreign Students		Total												
		M	W	M	W	M	W	M	W	M	W	M	W	M	W	M	W	M	W	M	W	M	W	M	W	M	W	M	W											
@	B.Com (A&F)		7				27	37		4				75		7				33	23		6				71		06				25	31		08				70
@	BBA		8				30	34		4				76		6				33	28		3				70		06		1		18	18		03				46
@	B.Com (CS)		9				29	30		7				75		9				32	34		2				77		7				37	23		3				70
@	BCA		10				42	43		5				100		9		1		43	40		7				100		9				39	45		06				99
	GRAND TOTAL		34				128	144		20				326		31		1		143	125		18				318		28		1		119	117		20				285
B.A.,	English		21		3		33	30		11				106		10		1		24	26		10				80		11				17	34		11				73
	Natya		1				2	3		3				9						1	3		3				7		02				03	01		03				11
	GRAND TOTAL		23		3		37	39		14				115		19		1		25	29		13				87		13				20	35		16				84
B.Sc.,	Bio Chemistry		7				21	20		3				51		5				21	22		2				50		03				21	19		07				50
	Microbiology		8		1		17	20		6				52		5				21	22		2				50		04		1		17	26		2				50
	Computer Science		3				21	22		3				51		3				30	23		2				48		03				25	23		2				51
	Psychology		7				11	27		7				52		4				8	23		13				48		04		1		12	21		12				50
	Mathematics		14				38	46		5				105		5				41	49		3				98		05				35	27		03				70
	GRAND TOTAL		41		1		108	135		23				308		22				111	139		22				294		19		2		108	116		26				271
B.Com	General		11				19	36		9				75		7				29	25		9				70		08				31	30		02				71

@ Here details of other Degrees such as B.Lit., BLM., BBA., B.Com(A&F), B.Com(BM), B.Com(CS), B.Com(Co-Op), B.Music., BSW., MBA., MCA., MLM., M.S.W., Certificate., Diploma., PG Diploma., PGDCS etc., conducted under affiliation of this University, may be furnished.

PROFORMA – I (Contd..)

Degree	Name of courses offered	I YEAR														II YEAR															
		S.C		S.T		M.B.C		B.C		G.T		Foreign Students		Total		S.C		S.T		M.B.C		B.C		G.T		Foreign Students		Total			
		M	W	M	W	M	W	M	W	M	W	M	W	M	W	M	W	M	W	M	W	M	W	M	W	M	W	M	W		
M.A.,	Natya																														
	English		7				11		14				3				35		5				10		3		2				20
	GRAND TOTAL																														
M.Sc.,																															
	Applied Microbiology		5				12		8				1				26		2				2		14		2			20	
	GRAND TOTAL																														
M.Com	NA																														

No. OF SCHOLARS AS ON 30TH SEPTEMBER, 20

Degree	Name of the subject	S.C		S.T		M.B.C		B.C		G.T		Foreign Students		Total	
		M	W	M	W	M	W	M	W	M	W	M	W	M	W
		M.Phil.,	NA												
Ph.D.,	NA														

NOTE: S.C - Scheduled Caste, S.T - Scheduled Tribe, M.B.C - Most Backward Community
B.C - Backward Community, G.T - General Turn, M - Men, W - Women.

(Handwritten Signature)

Signature of the Principal Certifying the Particulars
furnished in Proforma – I (All Pages)

**DR. MGR JANAKI COLLEGE OF
ARTS & SCIENCE FOR WOMEN,
CHENNAI-600 028.**



-: 5 :-

UNIVERSITY OF MADRAS
PROFORMA-II – Shift I

PROFORMA FOR REPORT REGARDING FULFILMENT OF RESERVATION FOR SCHEDULED CASTES AND SCHEDULED TRIBES IN ADMISSION IN UNIVERSITY TEACHING DEPARTMENTS & COLLEGES FOR THE YEAR 2018 - 2019 , AS ON 30TH SEPTEMBER 2018

NAME OF THE DEPARTMENT/COLLEGE: Dr. MGR Janaki College for Women, R.A. Puram , Chennai -28. Centre Code: 1423

SL. NO.	I	ARTS		SCIENCE		COMMERCE		EDUCATION		COMPUTER APPLICATION		MANAGEMENT		LAW		Any Other Courses (Specify)	
		U.G COURSE	P.G COURSE	U.G COURSE	P.G COURSE	U.G COURSE	P.G COURSE	U.G COURSE	P.G COURSE	U.G COURSE	P.G COURSE	U.G COURSE	P.G COURSE	U.G COURSE	P.G COURSE	U.G COURSE	P.G COURSE
		2	3	4	5	6	7	8	9	10	11	12	13	14	15	16	17
1	Number of students applied (a) In Total	30	7	50	5	50	-			15	-						
	(b) Of which SC	27	7	49	5	50	-			15	-						
	(c) Of which ST	3	-	1	-	-	-			-	-						
2	Number of students admitted (a) In Total	26	7	42	5	29	-			10	-						
	(b) Of which SC	23	7	41	5	29	-			10	-						
	(c) Of which ST	3	-	1	-	-	-			-	-						
3	Number of students admitted in general merit list not to be counted towards reservation quota (a) SC	2	-	2		2				-							
	(b) ST																
4	Percentage of SC & ST students admitted to total number of students admitted (Excluding those admitted in general merit list) (a) SC																
	(b) ST																

P.T.O

-: 6 :-

SL. NO.		ARTS		SCIENCE		COMMERCE		EDUCATION		COMPUTER APPLICATION		MANAGEMENT		LAW		Any Other Courses (Specify)	
		U.G COURSE	P.G COURSE	U.G COURSE	P.G COURSE	U.G COURSE	P.G COURSE	U.G COURSE	P.G COURSE	U.G COURSE	P.G COURSE	U.G COURSE	P.G COURSE	U.G COURSE	P.G COURSE	U.G COURSE	P.G COURSE
		2	3	4	5	6	7	8	9	10	11	12	13	14	15	16	17
5	Least percentage of marks of admitted general students (including SC & ST students admitted in general merit list)	55%		50%		53%				50%							
6	Least percentage of marks of admitted SC & ST students	60%		46%	55%	50%				46%							
	(a) SC																
	(b) ST			44%													
7	Prescribed percentage of reservation																
	(a) SC	18%	18%	18%	18%	18%	18%	18%	18%	18%	18%	18%	18%	18%	18%	18%	18%
	(b) ST	1%	1%	1%	1%	1%	1%	1%	1%	1%	1%	1%	1%	1%	1%	1%	1%
8	Whether reservation completely fulfilled in respect of	Yes		Yes		Yes				Yes							
	(a) SC																
	(b) ST			Yes													
	If not precise reason																
9	Steps taken by College / University Departments to fill up the reserved seats for which SC & ST students not available.																

Lalitha Balaji

Principal

Certifying the particulars furnished in
Proforma-II.

Sd/ **PRINCIPAL**

**DR. MGR JANAKI COLLEGE OF
ARTS & SCIENCE FOR WOMEN
CHENNAI-600 028.**

DATE: 09.11.2018

OFFICE SEAL:



UNIVERSITY OF MADRAS
PROFORMA-I – Evening College(Shift II)

Statement of strength of the students
of Arts and Science Colleges as on
30th September, 2018

Name of the College: Dr. MGR Janaki College for Women, R.A. Puram , Chennai -28. Centre Code : 1424

DEGREE	Names of the Courses offered	I Year						II Year						III Year					
		Men		Women		Total		Men		Women		Total		Men		Women		Total	
		EM	TM	EM	TM	EM	TM	EM	TM	EM	TM	EM	TM	EM	TM	EM	TM	EM	TM
@	B.Com (A&F)			69		69				70		70					68		68
@	BBA			70		70				70		70					47		47
@	B.Com (CS)			70		70				70		70					67		67
@	BCA			100		100				54		54					49		49
	B.Com(BM)			77		77				69		69					64		64
	Grand Total			386		386				333		333					295		295
B.A.,	---NA---																		
	---NA---																		
	Grand Total for B.A.,																		
M.A.,	Human Resources and Management			23		23				12		12							
	Grand Total for M. A.,			23		23				12		12							
B.Com.,	General			75		75				70		70					68		68

@ Here details of other Degrees such as B.Lit., BLM., BBA., B.Com(A&F), B.Com(BM), B.Com(CS), B.Com(Co-Op), B.Music., BSW., MBA., MCA., MLM., M.S.W., Certificate., Diploma., PG Diploma., PGDCS etc., conducted under affiliation of this University, may be furnished.

-: 2 :-

PROFORMA – I (Contd..)

DEGREE	Names of the Courses offered	I Year						II Year						III Year					
		Men		Women		Total		Men		Women		Total		Men		Women		Total	
		EM	TM	EM	TM	EM	TM	EM	TM	EM	TM	EM	TM	EM	TM	EM	TM	EM	TM
B.Sc.	Computer Science				99		99				99		99				98		98
	Grand Total for B.Sc.,										99		99				98		98
M.Sc.,	Bioinformatics				5		5				14		14						
	Information Technology				13		13				8		8						
	Grand Total for M.Sc.,				18		18				22		22						

Note: EM-English Medium, TM-Tamil Medium

PROFORMA – I (Contd..)

Number of Backward Class/ Scheduled Caste/ Scheduled Tribe/ General Turn/ Foreign Students admitted to each course of study offered in the College during the academic year 2018 - 2019 (including II and III Years)

Degree	Name of courses offered	I YEAR										II YEAR										III YEAR															
		S.C		S.T		MBC		B.C		G.T		Foreign Students	Total	S.C		S.T		MBC		B.C		G.T		Foreign Students	Total	S.C		S.T		MBC		B.C		G.T		Foreign Students	Total
		M	W	M	W	M	W	M	W	M	W			M	W	M	W	M	W	M	W	M	W			M	W	M	W	M	W	M	W	M	W		
@	B.Com (A&F)	8				25	28			8			69	7	0			32	29			2			70	5				26	30			3			66
@	BBA	12				32	25			2			71	18	0			25	23			4			70	6	1			18	18			3			46
	B.Com (CS)	7				36	23			4			70	7	0			39	26			7			70	6				31	24			6			67
@	BCA	15				44	38			3			100	5	0			18	30			3			56	2				18	28			1			49
	B.Com(BM)	11			1	28	35			2			77	10	1			25	28			5			69	4	2			29	28			1			64
	GRAND TOTAL	53			1	165	149			19			397	47	1			130	136			21			335	23	3			122	132			14			294
	Computer Science	10				40	42			0			90	9	1			41	41			5			98	9				41	43			3			96
	GRAND TOTAL	10				40	42			0			90	9	1			41	41			5			98	9				41	43			3			96
B.Com	General	10				28	31			0			75	9	0			26	33			2			70	1				24	40			4			60

@ Here details of other Degrees such as B.Lit., BLM., BBA., B.Com(A&F)., B.Com(BM)., B.Com(CS)., B.Com(Co-Op)., B.Music., BSW., MBA., MCA., MLM., M.S.W., Certificate., Diploma., PG Diploma., PGDCS etc., conducted under affiliation of this University, may be furnished.

PROFORMA – I (Contd..)

Degree	Name of courses offered	I YEAR												II YEAR															
		S.C		S.T		M.B.C		B.C		G.T		Foreign Students		Total		S.C		S.T		M.B.C		B.C		G.T		Foreign Students		Total	
		M	W	M	W	M	W	M	W	M	W	M	W	M	W	M	W	M	W	M	W	M	W	M	W	M	W	M	W
M.A.,	Human Resources and Management		4				6		9		4				23		2		0		3		7		0			12	
	GRAND TOTAL		4				6		9		4			23		2		0		3		7		0			12		
M.Sc.,	Bioinformatics					2		2		1				5		3		0		4		7		0			14		
	Information Technology		2				5		5		1			13		2		0		4		2		0			8		
	GRAND TOTAL															5		0		8		9		0			22		
M.Com	NA																												

No. OF SCHOLARS AS ON 30TH SEPTEMBER, 20

Degree	Name of the subject	S.C		S.T		M.B.C		B.C		G.T		Foreign Students		Total	
		M	W	M	W	M	W	M	W	M	W	M	W	M	W
		M.Phil.,	NA												
Ph.D.,	NA														

NOTE: S.C - Scheduled Caste, S.T - Scheduled Tribe, M.B.C - Most Backward Community
B.C - Backward Community, G.T - General Turn, M - Men, W - Women.

(Handwritten Signature)

Signature of the Principal Certifying the Particulars
furnished in Proforma – I (All Pages)

for
PRINCIPAL
DR. MGR JANAKI COLLEGE OF
ARTS & SCIENCE FOR WOMEN
CHENNAI-600 028.

-: 5 :-



UNIVERSITY OF MADRAS PROFORMA-II –Shift II

PROFORMA FOR REPORT REGARDING FULFILMENT OF RESERVATION FOR SCHEDULED CASTES AND SCHEDULED TRIBES IN ADMISSION IN UNIVERSITY TEACHING DEPARTMENTS & COLLEGES FOR THE YEAR 2018 - 2019 , AS ON 30TH SEPTEMBER 2018

NAME OF THE DEPARTMENT/COLLEGE: Dr. MGR Janaki College for Women, R.A. Puram , Chennai -28. Centre Code : 1424.

SL. NO.	1	ARTS		SCIENCE		COMMERCE		EDUCATION		COMPUTER APPLICATION		MANAGEMENT		LAW		Any Other Courses (Specify)	
		UG COURSE	PG COURSE	UG COURSE	PG COURSE	UG COURSE	PG COURSE	UG COURSE	PG COURSE	UG COURSE	PG COURSE	UG COURSE	PG COURSE	UG COURSE	PG COURSE	UG COURSE	PG COURSE
		2	3	4	5	6	7	8	9	10	11	12	13	14	15	16	17
1	Number of students applied (a) In Total	0		25	15	50				15		80	20				
	(b) Of which SC	0		5	3	30				4		8	0				
	(c) Of which ST	0		0	0	0				0		0	0				
2	Number of students admitted (a) In Total	0		20	15	35				20		70	12				
	(b) Of which SC	0		5	3	25				4		8	0				
	(c) Of which ST	0		0	0	0				0		0	0				
3	Number of students admitted in general merit list not to be counted towards reservation quota (a) SC																
	(b) ST																
4	Percentage of SC & ST students admitted to total number of students admitted (Excluding those admitted in general merit list) (a) SC																
	(b) ST																

P.T.O

-: 6 :-

SL. NO.	1	ARTS		SCIENCE		COMMERCE		EDUCATION		COMPUTER APPLICATION		MANAGEMENT		LAW		Any Other Courses (Specify)	
		UG COURSE	P.G. COURSE	UG COURSE	P.G. COURSE	UG COURSE	P.G. COURSE	UG COURSE	P.G. COURSE	UG COURSE	P.G. COURSE	UG COURSE	P.G. COURSE	UG COURSE	P.G. COURSE	UG COURSE	P.G. COURSE
		2	3	4	5	6	7	8	9	10	11	12	13	14	15	16	17
5	Least percentage of marks of admitted general students (including SC & ST students admitted in general merit list)	55%	60%	50%	60%	53%				50%							
6	Least percentage of marks of admitted SC & ST students	60%	55%	46%	55%	50%				46%							
	(a) SC																
	(b) ST																
7	Prescribed percentage of reservation	18%	18%	18%	18%	18%	18%	18%	18%	18%	18%	18%	18%	18%	18%	18%	18%
	(a) SC																
	(b) ST	1%	1%	1%	1%	1%	1%	1%	1%	1%	1%	1%	1%	1%	1%	1%	1%
8	Whether reservation completely fulfilled in respect of	Yes		Yes		Yes				Yes							
	(a) SC																
	(b) ST																
	If not precise reason																
9	Steps taken by College / University Departments to fill up the reserved seats for which SC & ST students not available.																

Lakshmi Balaji

DATE: 09.11.2018

OFFICE SEAL:

Principal
Certifying the particulars furnished in
Proforma-II.

for
PRINCIPAL
DR. MGR JANAKI COLLEGE OF
ARTS & SCIENCE FOR WOMEN
CHENNAI-600 028.



**Dr. MGR-JANAKI COLLEGE
OF ARTS & SCIENCE FOR WOMEN**

SATHYABAMA MGR MALIGAI
11 & 13, Durgabai Deshmukh Road, RA Puram, Chennai - 28

An ISO 9001:2015 CERTIFIED INSTITUTION
Affiliated to the University of Madras



**ACADEMIC YEAR
2019-2020**

आर. पी.-54—(एस)
R. P.-54—(S)

भारतीय डाक विभाग
DEPARTMENT OF POSTS, INDIA

प्रेषक डाकघर
की नाम मोहर
Name stamp of
office of posting

[Blank box for name stamp]

भारतीय डाक

India Post

तारीख-मोहर

Date-Stamp

भेजने वाले
का पता
Sender's
Address

DR. MGR JANAKI COLLEGE OF ARTS &
SCIENCE FOR WOMEN, No: 11 & 13, DURGABAI DESHMUK
ROAD, CHENNAI- 600 028.

पिन/PIN

[PIN code box]

MGIPCBE—CRC—1 PSD/CH/14—4-6-14—70,000 Pads

13.11.2019

To
The Registrar,
University of Madras,
Chepauk,
Chennai - 600005.

Dear Sir,

Sub: Students strength for the year 2019– 2020 and Report regarding reservation for SCs & STs in the first year admission for the year 2019 – 2020 – reg.

Ref: D.O.No.: SPECIAL CELL/SCT/SE 2K19-2K20/309, dated: 09.10.2019

With reference to your communication cited above we have furnished the details about students enrolment in various courses for both Shift-I and Shift-II for the year 2019 – 2020 (Proforma I) and Report regarding fulfillment of reservation for SCs and STs in first year admission for the year 2019 – 2020 (Proforma II) in the specified format.

Thanking you,

Yours faithfully,

Chandrabati
PRINCIPAL

PRINCIPAL
DR. MGR JANAKI COLLEGE OF
ARTS & SCIENCE FOR WOMEN
CHENNAI - 600 028.

ET263057832IN IVR:6984263057832

SP ADYAR S.O. (CHENNAI) (600028)

Counter No:2,21/11/2019,10:57

To:THE REGISTRAR,UNIVERSITY OF MA

PIN:600005, Tiruvallikeni S.O

From:DR. MGR JANA,CHENNAI

Wt:77gms

Am:41.30(Cash)Tax:6.30

<Track on www.indiapost.gov.in>

Digit 1908 264 1019



UNIVERSITY OF MADRAS
PROFORMA-I – Day College(Shift I)

Statement of strength of the students
of Arts and Science Colleges as on
30th September, 2019

Name of the College: Dr. MGR Janaki College for Women, R.A. Puram , Chennai -28. Centre Code : 1423

DEGREE	Names of the Courses offered	I Year						II Year						III Year						
		Men		Women		Total		Men		Women		Total		Men		Women		Total		
		EM	TM	EM	TM	EM	TM	EM	TM	EM	TM	EM	TM	EM	TM	EM	TM	EM	TM	
@	B.Com (A&F)			70		70					73		73					75		75
@	BBA			70		70					66		66					75		75
@	B.Com (CS)			70		70					75		75					73		73
@	BCA			99		99					99		99					101		101
	Grand Total					309							313							324
B.A.,	English			93		93					80		80					90		90
	Natya			18		18					14		14					9		9
	Grand Total for B.A.,					111							94							99
M.A.,	Natya			4		4					3		3							
	English			24		24					31		31							
	Grand Total for M.A.,					28							34							
B.Com.,	General			73		73					75		75					77		77

@ Here details of other Degrees such as B.Lit., BLM., BBA., B.Com (A&F), B.Com(BM), B.Com(CS), B.Com(Co-Op), B.Music., BSW., MBA., MCA., MLM., M.S.W., Certificate., Diploma., PG Diploma., PGDCS etc., conducted under affiliation of this University, may be furnished.

-: 2 :-

PROFORMA – I (Contd.)

DEGREE	Names of the Courses offered	I Year						II Year						III Year					
		Men		Women		Total		Men		Women		Total		Men		Women		Total	
		EM	TM	EM	TM	EM	TM	EM	TM	EM	TM	EM	TM	EM	TM	EM	TM	EM	TM
B.Sc.,	Bio Chemistry	NA		40		40	NA		46		46	NA		44		44			
	Microbiology			76		76			89		89			51		51			
	Computer Science			50		50			50		50			51		51			
	Psychology			52		52			48		48			49		49			
	Mathematics			53		53			89		89			99		99			
	Visual Communication			8		8			4		4			0		0			
M.Sc.,	Grand Total for B.Sc.,				279				326							294			
	Applied Microbiology		14		14		21		21										
	Grand Total for M.Sc.,				14				21										

Note: EM-English Medium, TM-Tamil Medium

PROFORMA – I (Contd..)

Number of Backward Class/ Scheduled Caste/ Scheduled Tribe/ General Turn/ Foreign Students admitted to each course of study offered in the College during the academic year 2019-20 (including II and III Years)

Degree	Name of courses offered	I YEAR								II YEAR								III YEAR											
		S.C		S.T		MBC		B.C		G.T		Foreig- n Studen- ts		Total		S.C		S.T		MBC		B.C		G.T		Foreig- n Studen- ts		Total	
		M	W	M	W	M	W	M	W	M	W	M	W	M	W	M	W	M	W	M	W	M	W	M	W	M	W	M	W
@	B.Com (A&F)	7	0	23	36	4	0	70	6	0	18	47	2	0	73	6	0	27	39	5	0	75							
@	BBA	5	0	34	34	0	0	70	8	0	29	20	3	0	60	6	0	50	30	5	0	75							
@	B.Com (CS)	5	0	30	31	4	0	70	7	0	42	34	2	0	75	8	0	50	28	7	0	75							
@	BCA	10	1	37	49	2	0	99	14	0	39	40	6	0	99	9	0	43	45	4	0	101							
	GRAND TOTAL	27	1	124	147	10	0	309	35	0	118	117	13	0	313	29	0	130	108	17	0	324							
B.A.,	English	23	1	24	37	8	0	93	17	1	28	34	1	0	80	16	5	31	32	8	0	90							
	Natya	2	0	2	7	7	3	18		1	3	6	4	0	14	1	0	1	4	3	0	9							
	GRAND TOTAL	25	1	26	44	15	3	111	17	2	31	39	5	0	94	17	5	32	36	11	0	99							
B.Sc.,	Bio Chemistry	8		11	18	3		40	7	1	14	24	0	0	46	6	0	18	18	2	0	44							
	Microbiology	13	1	27	30	6		76	19	1	40	26	3	0	80	6	1	17	21	6	0	51							
	Computer Science	3		24	22	1		50	5	0	17	25	3	0	50	6	0	21	22	3	0	51							
	Psychology	6		12	24	9		42	3	0	6	25	11	3	48	4	0	12	28	5	0	49							
	Mathematics	11	1	26	15	1		54	12	0	31	40	6	0	89	10	0	38	49	2	0	89							
	Visual Communication	2		3	2	1		8	1	0		5	0	0	4	0	0	0	0	0	0	0	0						
	GRAND TOTAL	43	3	103	112	19		279	47	2	108	143	23	3	327	33	1	99	136	22	0	304							
B.Com	General	7		20	30	7		64	14	0	30	38	6	0	78	9	0	23	38	8	0	77							

@ Here details of other Degrees such as B.Lit., BLM., BBA., B.Com(A&F), B.Com(BM), B.Com(CS), B.Com(Co-Op), B.Music., BSW., MBA., MCA., MLM., M.S.W., Certificate., Diploma., PG Diploma., PGDCS etc., conducted under affiliation of this University, may be furnished.



-: 5 :-

UNIVERSITY OF MADRAS
PROFORMA-II – Shift I

PROFORMA FOR REPORT REGARDING FULFILMENT OF RESERVATION FOR SCHEDULED CASTES AND SCHEDULED TRIBES IN ADMISSION IN UNIVERSITY TEACHING DEPARTMENTS & COLLEGES FOR THE YEAR 2019 - 2020, AS ON 30TH SEPTEMBER 2019

NAME OF THE DEPARTMENT/COLLEGE: Dr. MGR Janaki College for Women, R.A. Puram, Chennai -28. Centre Code: 1423


Sl. NO.	1	ARTS		SCIENCE		COMMERCE		EDUCATION		COMPUTER APPLICATION		MANAGEMENT		LAW		Any Other Courses (Specify)	
		UG COURSE	PG COURSE	UG COURSE	PG COURSE	UG COURSE	PG COURSE	UG COURSE	PG COURSE	UG COURSE	PG COURSE	UG COURSE	PG COURSE	UG COURSE	PG COURSE	UG COURSE	PG COURSE
		2	3	4	5	6	7	8	9	10	11	12	13	14	15	16	17
1	Number of students applied (a) In Total	200	50	338	22	224	-	-	-	99	-	69	-	-	-	-	-
	(b) Of which SC	29	3	50	4	23	-	-	-	14	-	6	-	-	-	-	-
	(c) Of which ST	2	-	5	-	1	-	-	-	1	-	0	-	-	-	-	-
2	Number of students admitted (a) In Total	111	28	279	14	213	-	-	-	99	-	70	-	-	-	-	-
	(b) Of which SC	25	3	43	2	19	-	-	-	10	-	5	-	-	-	-	-
	(c) Of which ST	1	-	3	-	-	-	-	-	1	-	0	-	-	-	-	-
3	Number of students admitted in general merit list not to be counted towards reservation quota (a) SC	-	-	-	-	-	-	-	-	-	-	-	-	-	-	-	-
	(b) ST	-	-	-	-	-	-	-	-	-	-	-	-	-	-	-	-
4	Percentage of SC & ST students admitted to total number of students admitted (Excluding those admitted in general merit list) (a) SC	-	-	-	-	-	-	-	-	-	-	-	-	-	-	-	-
	(b) ST	-	-	-	-	-	-	-	-	-	-	-	-	-	-	-	-

-: 6 :-

SL. NO.	1	ARTS		SCIENCE		COMMERCE		EDUCATION		COMPUTER APPLICATION		MANAGEMENT		LAW		Any Other Courses (Specify)	
		UG COURSE 2	PG COURSE 3	UG COURSE 4	PG COURSE 5	UG COURSE 6	PG COURSE 7	UG COURSE 8	PG COURSE 9	UG COURSE 10	PG COURSE 11	UG COURSE 12	PG COURSE 13	UG COURSE 14	PG COURSE 15	UG COURSE 16	PG COURSE 17
5	Least percentage of marks of admitted general students (including SC & ST students admitted in general merit list)	55%		50%		53%				50%							
6	Least percentage of marks of admitted SC & ST students (a) SC	60%		46%	55%	50%				46%							
	(b) ST			44%													
7	Prescribed percentage of reservation (a) SC	18%	18%	18%	18%	18%	18%	18%	18%	18%	18%	18%	18%	18%	18%	18%	18%
	(b) ST	1%	1%	1%	1%	1%	1%	1%	1%	1%	1%	1%	1%	1%	1%	1%	1%
8	Whether reservation completely fulfilled in respect of (a) SC	Yes		Yes		Yes				Yes							
	(b) ST			Yes													
	If not precise reason																
9	Steps taken by College / University Departments to fill up the reserved seats for which SC & ST students not available.																

DATE: 13.11.2019

OFFICE SEAL:

Principal
 Certifying the particulars furnished in
 Proforma-II

PRINCIPAL
DR. MGR JANAKI COLLEGE OF
ARTS & SCIENCE FOR WOMEN
CHENNAI - 600 028.



UNIVERSITY OF MADRAS
PROFORMA-I – Evening College(Shift II)

Statement of strength of the students
of Arts and Science Colleges as on
30th September, 2019

Name of the College: Dr. MGR Janaki College for Women, R.A. Puram , Chennai -28. Centre Code : 1424

DEGREE	Names of the Courses offered	I Year						II Year						III Year						
		Men		Women		Total		Men		Women		Total		Men		Women		Total		
		EM	TM	EM	TM	EM	TM	EM	TM	EM	TM	EM	TM	EM	TM	EM	TM	EM	TM	
@	B.Com (A&F)			69		69					65		65					65		65
@	BBA			68		68					68		68					61		61
@	B.Com (CS)			69		69					68		68					63		63
@	BCA			95		95					70		70					95		95
	B.Com(BM)			70		70					68		68					66		66
	Grand Total					371							339							350
B.A.,	---NA---																			
	----NA----																			
	Grand Total for B.A.,																			
M.A.,	Human Resources and Management			9		9					10		10							
	Grand Total for M. A.,					9							10							
B.Com.,	General			71		71					69		69					72		72

@ Here details of other Degrees such as B.Lit., BLM., BBA., B.Com(A&F), B.Com(BM), B.Com(CS), B.Com(Co-Op), B.Music., BSW., MBA., MCA., MLM., M.S.W., Certificate., Diploma., PG Diploma., PGDCS etc., conducted under affiliation of this University, may be furnished.

PROFORMA – I (Contd.)

DEGREE	Names of the Courses offered	I Year						II Year						III Year						
		Men		Women		Total		Men		Women		Total		Men		Women		Total		
		EM	TM	EM	TM	EM	TM	EM	TM	EM	TM	EM	TM	EM	TM	EM	TM	EM	TM	
B.Sc.	Computer Science			66		66					52		52					94		94
	Grand Total for B.Sc.,					66							52							94
	Bioinformatics			9		9					10		10							
M.Sc.,	Information Technology			6		6					14		14							
	Grand Total for M.Sc.,					15							24							

Note: EM-English Medium, TM-Tamil Medium

PROFORMA - I (Contd..)

Degree	Name of courses offered	I YEAR														II YEAR													
		S.C		S.T		M.B.C		B.C		G.T		Foreign Students		Total		S.C		S.T		M.B.C		B.C		G.T		Foreign Students		Total	
		M	W	M	W	M	W	M	W	M	W	M	W	M	W	M	W	M	W	M	W	M	W	M	W	M	W	M	W
M.A.,	Human Resources and Management		0		0		5		2		2		0		9		2		0		3		4		1		0		10
	GRAND TOTAL		0		0		5		2		2		0		9		2		0		3		4		1		0		10
M.Sc.,	Bioinformatics		2		0		4		4		1		0		11		2		0		1		1		0		0		4
	Information Technology		1		0		5		7		1		0		14		2		0		5		5		1		0		13
	GRAND TOTAL		3		0		9		11		2		0		25		4		0		6		6		1		0		17
M.Com	NA																												

Degree	Name of the subject	No. OF SCHOLARS AS ON 30 TH SEPTEMBER, 2019																										
		S.C		S.T		M.B.C		B.C		G.T		Foreign Students		Total														
		M	W	M	W	M	W	M	W	M	W	M	W	M	W													
M.Phil.,	NA																											
Ph.D.,	NA																											

NOTE: S.C - Scheduled Caste, S.T - Scheduled Tribe, M.B.C - Most Backward Community
B.C - Backward Community, G.T - General Turn, M - Men, W - Women.

Signature of the Principal Certifying the Particulars
furnished in Proforma - I (All Pages)

[Handwritten Signature]
PRINCIPAL

**DR. MGR JANAKI COLLEGE OF
ARTS & SCIENCE FOR WOMEN
CHENNAI - 600 028.**



-: 5 :-

UNIVERSITY OF MADRAS
PROFORMA-II –Shift II

PROFORMA FOR REPORT REGARDING FULFILMENT OF RESERVATION FOR SCHEDULED CASTES AND SCHEDULED TRIBES IN ADMISSION IN UNIVERSITY TEACHING DEPARTMENTS & COLLEGES FOR THE YEAR 2019 - 2020 , AS ON 30TH SEPTEMBER 2019

NAME OF THE DEPARTMENT/COLLEGE: Dr. MGR Janaki College for Women, R.A. Puram , Chennai -28. Centre Code : 1424.

SL. NO.	I	ARTS		SCIENCE		COMMERCE		EDUCATION		COMPUTER APPLICATION		MANAGEMENT		LAW		Any Other Courses (Specify)	
		U.G COURSE	PG COURSE	U.G COURSE	PG COURSE	U.G COURSE	PG COURSE	U.G COURSE	PG COURSE	U.G COURSE	PG COURSE	U.G COURSE	PG COURSE	U.G COURSE	PG COURSE	U.G COURSE	PG COURSE
		2	3	4	5	6	7	8	9	10	11	12	13	14	15	16	17
1	Number of students applied (a) In Total	-	9	76	28	313	-	-	-	117	-	73	-	-	-	-	-
	(b) Of which SC	-	-	18	5	35	-	-	-	23	-	6	-	-	-	-	-
	(c) Of which ST	-	-	-	-	-	-	-	-	-	-	-	-	-	-	-	-
2	Number of students admitted (a) In Total	-	9	66	25	280	-	-	-	95	-	68	-	-	-	-	-
	(b) Of which SC	-	-	16	3	30	-	-	-	20	-	6	-	-	-	-	-
	(c) Of which ST	-	-	-	-	-	-	-	-	-	-	-	-	-	-	-	-
3	Number of students admitted in general merit list not to be counted towards reservation quota (a) SC	-	-	-	-	-	-	-	-	-	-	-	-	-	-	-	-
	(b) ST	-	-	-	-	-	-	-	-	-	-	-	-	-	-	-	-
4	Percentage of SC & ST students admitted to total number of students admitted (Excluding those admitted in general merit list) (a) SC	-	-	-	-	-	-	-	-	-	-	-	-	-	-	-	-
	(b) ST	-	-	-	-	-	-	-	-	-	-	-	-	-	-	-	-

-: 6 :-

SL. NO.	1	ARTS		SCIENCE		COMMERCE		EDUCATION		COMPUTER APPLICATION		MANAGEMENT		LAW		Any Other Courses (Specify)	
		UG COURSE	PG COURSE	UG COURSE	PG COURSE	UG COURSE	PG COURSE	UG COURSE	PG COURSE	UG COURSE	PG COURSE	UG COURSE	PG COURSE	UG COURSE	PG COURSE	UG COURSE	PG COURSE
		2	3	4	5	6	7	8	9	10	11	12	13	14	15	16	17
5	Least percentage of marks of admitted general students (including SC & ST students admitted in general merit list)		60%	50%	60%	53%				50%		55%					
6	Least percentage of marks of admitted SC & ST students		55%	46%	55%	50%				46%		60%					
	(a) SC																
	(b) ST																
7	Prescribed percentage of reservation																
	(a) SC	18%	18%	18%	18%	18%	18%	18%	18%	18%	18%	18%	18%	18%	18%	18%	18%
	(b) ST	1%	1%	1%	1%	1%	1%	1%	1%	1%	1%	1%	1%	1%	1%	1%	1%
8	Whether reservation completely fulfilled in respect of			Yes		Yes				Yes		Yes					
	(a) SC																
	(b) ST																
	If not precise reason																
9	Steps taken by College / University Departments to fill up the reserved seats for which SC & ST students not available.																

DATE: 13.11.2019

OFFICE SEAL:

Principal
Certifying the particulars furnished in
Proforma-II.

PRINCIPAL
DR. MGR JANAKI COLLEGE OF
ARTS & SCIENCE FOR WOMEN
CHENNAI - 600 028.



**Dr. MGR-JANAKI COLLEGE
OF ARTS & SCIENCE FOR WOMEN**

SATHYABAMA MGR MALIGAI
11 & 13, Durgabai Deshmukh Road, RA Puram, Chennai - 28

An ISO 9001:2015 CERTIFIED INSTITUTION
Affiliated to the University of Madras



**ACADEMIC YEAR
2020-2021**



உறுதிப்பாடு • உதாரணம் • உரிமையாற்றல்

DR. MGR-JANAKI COLLEGE OF ARTS & SCIENCE FOR WOMEN



SATHYABAMA MGR MALIGAI

No. 11&13, Dr. Durgabai Deshmuk Road, Raja Annamalai Puram, Chennai 600028

☎ +91 44 2493 7382 / 2493 7392 e-mail : admin@mgrjanaki.ac.in / visit us @ www. mgrjanaki.ac.in

04.08.2021

To
The Registrar,
University of Madras,
Chennai – 600 005.

Sir,

Sub: Colleges – 1. Details of Students Strength admitted into various UG and PG Degree Courses offered by the college (Shift I / Shift II) during the academic year 2020 – 21 – called for - reg

Ref: Your office letter No. SPECIAL CELL/SCT/ SE 2K20-2K21/135, dated 18.09.2020

Kindly find the attached filled in proforma for university database updation as requested by you.

Thanking you,

Yours faithfully,

PRINCIPAL

DR. MGR JANAKI COLLEGE OF
ARTS & SCIENCE FOR WOMEN
CHENNAI - 600 028.



UNIVERSITY OF MADRAS
PROFORMA-I – Day College(Shift I)

Statement of strength of the students
of Arts and Science Colleges as on
30th September, 2020

Name of the College: **Dr. MGR Janaki College for Women, R.A. Puram , Chennai -28. Centre Code : 1423**

DEGREE	Names of the Courses offered	I Year						II Year						III Year					
		Men		Women		Total		Men		Women		Total		Men		Women		Total	
		EM	TM	EM	TM	EM	TM	EM	TM	EM	TM	EM	TM	EM	TM	EM	TM	EM	TM
@	B.Com (A&F)			78		78				70		70					73		73
@	BBA			70		70				70		70					66		66
@	B.Com (CS)			77		77				70		70					75		75
@	BCA			99		99				99		99					99		99
	Grand Total					324						309							313
B.A.,	English			55		55				93		93					80		80
	Natya			21		21				18		18					14		14
	Grand Total for B.A.,					76						111							94
M.A.,	Natya			4		4				4		4					3		3
	English			26		26				24		24					31		31
	Grand Total for M.A.,					30						28							34
B.Com.,	General			77		77				73		73					75		75

@ Here details of other Degrees such as B.Lit., BLM., BBA., B.Com (A&F), B.Com(BM), B.Com(CS), B.Com(Co-Op), B.Music., BSW., MBA., MCA., MLM., M.S.W., Certificate., Diploma., PG Diploma., PGDCS etc., conducted under affiliation of this University, may be furnished.

PROFORMA – I (Contd..)

DEGREE	Names of the Courses offered	I Year						II Year						III Year					
		Men		Women		Total		Men		Women		Total		Men		Women		Total	
		EM	TM	EM	TM	EM	TM	EM	TM	EM	TM	EM	TM	EM	TM	EM	TM	EM	TM
B.Sc.,	Bio Chemistry			41		41				40		40				46		46	
	Microbiology			75		75				76		76				89		89	
	Computer Science			50		50				50		50				50		50	
	Psychology			50		50				52		52				48		48	
	Mathematics			35		35				53		53				89		89	
M.Sc.,	Visual Communication			9		9				8		8				4		4	
	Grand Total for B.Sc.,					260						279						326	
	Applied Microbiology			24		24				14		14				21		21	
	Grand Total for M.Sc.,					24						14						21	

Note: EM-English Medium, TM-Tamil Medium

PROFORMA – I (Contd..)

Number of Backward Class/ Scheduled Caste/ Scheduled Tribe/ General Turn/ Foreign Students admitted to each course of study offered in the College during the academic year 2020-21 (including II and III Years)

Degree	Name of courses offered	I YEAR										II YEAR										III YEAR																		
		S.C		S.T		MBC		B.C		G.T		Foreign Students		Total	S.C		S.T		MBC		B.C		G.T		Foreign Students		Total	S.C		S.T		MBC		B.C		G.T		Foreign Students		Total
		M	W	M	W	M	W	M	W	M	W	M	W	M	W	M	W	M	W	M	W	M	W	M	W	M	W	M	W	M	W	M	W	M	W	M	W	M	W	
@	B.Com (A&F)	8	0	32	34	4	0	78	7	0	23	36	4	0	70	6	0	18	47	2	0	73																		
@	BBA	8	0	32	27	3	0	70	5	0	34	31	0	0	70	8	0	29	26	3	0	66																		
@	B.Com (CS)	12	0	30	35	0	0	77	5	0	30	31	4	0	70	7	0	32	34	2	0	75																		
@	BCA	11	0	38	47	3	0	99	10	1	37	49	2	0	99	14	0	39	40	6	0	99																		
	GRAND TOTAL	39	0	132	143	10	0	324	27	1	124	147	10	0	309	35	0	118	147	13	0	313																		
B.A.,	English	21	0	13	19	2	0	55	23	1	24	37	8	0	91	17	1	28	33	1	0	80																		
	Natya	2	0	5	7	7	0	21	2	0	2	7	7	2	18		1	3	6	4	0	14																		
	GRAND TOTAL	23	0	18	26	9	0	76	25	1	26	44	15	2	111	17	2	31	39	5	0	94																		
B.Sc.,	Bio Chemistry	8	0	13	19	1	0	41	8		11	18	3	0	40	7	1	14	24	0	0	46																		
	Microbiology	18	0	21	34	2	0	75	13	2	17	30	4	0	76	19	1	40	26	3	0	89																		
	Computer Science	4	1	17	27	1	0	50	3		24	22	1	0	50	5	0	17	25	3	0	50																		
	Psychology	5	0	12	25	8	0	50	6		12	25	9	0	52	3	0	6	25	11	3	48																		
	Mathematics	9	0	13	13	0	0	35	11	1	26	15	1	0	54	12	0	31	40	6	0	89																		
	Visual Communication	2	0	3	3	1	0	9	2		3	2	1	0	8	1	0		3	0	0	4																		
	GRAND TOTAL	46	1	79	121	13	0	269	43	3	103	112	19	0	279	47	2	108	143	23	3	327																		
B.Com	General	10	0	25	39	3	0	77	7		19	30	7	0	73	14	0	20	33	6	0	73																		

00
00
0


0 @ Here details of other Degrees such as B.Lit., BLM., BBA., B.Com(A&F), B.Com(BM.), B.Com(CS), B.Com(Co-Op), B.Music., BSW., MBA., MCA., MLM., M.S.W., Certificate.,
0 Diploma., PG Diploma., PGDCS etc., conducted under affiliation of this University, may be furnished.

PROFORMA – I (Contd.)

Degree	Name of courses offered	I YEAR										II YEAR																	
		S.C		S.T		M.B.C		B.C		G.T		Foreign Students		Total		S.C		S.T		M.B.C		B.C		G.T		Foreign Students		Total	
		M	W	M	W	M	W	M	W	M	W	M	W	M	W	M	W	M	W	M	W	M	W	M	W	M	W	M	W
M.A.,	Natya		0		0		0		2		2		0		4							2		2		0		4	
	English		2		0		9		12		3		0		26		3		0		5		13		3		0		24
	GRAND TOTAL		2		0		9		14		5		0		30		3		0		5		15		5		0		28
M.Sc.,																													
	Applied Microbiology		3		0		5		10		3		0		21		2		0		3		9		0		0		14
	GRAND TOTAL		3		0		5		10		3		0		21		2		0		3		9		0		0		14
M.Com	NA																												

Degree	Name of the subject	No. OF SCHOLARS AS ON 30 TH SEPTEMBER, 2019																										
		S.C		S.T		M.B.C		B.C		G.T		Foreign Students		Total														
		M	W	M	W	M	W	M	W	M	W	M	W	M	W													
M.Phil.,	NA																											
Ph.D.,	NA																											

NOTE: S.C - Scheduled Caste, S.T - Scheduled Tribe, M.B.C - Most Backward Community
B.C - Backward Community, G.T - General Turn, M - Men, W - Women.


Signature of the Principal Certifying the Particulars
furnished in Proforma – I (All Pages)

PRINCIPAL
DR. MGR JANAKI COLLEGE OF
ARTS & SCIENCE FOR WOMEN
CHENNAI - 600 028.



-: 5 :-

UNIVERSITY OF MADRAS
PROFORMA-II – Shift I

PROFORMA FOR REPORT REGARDING FULFILMENT OF RESERVATION FOR SCHEDULED CASTES AND SCHEDULED TRIBES IN ADMISSION IN UNIVERSITY TEACHING DEPARTMENTS & COLLEGES FOR THE YEAR 2020 - 2021, AS ON 30TH SEPTEMBER 2020

NAME OF THE DEPARTMENT/COLLEGE: Dr. MGR Janaki College for Women, R.A. Puram, Chennai -28. Centre Code: 1423


SL. NO.	1	ARTS		SCIENCE		COMMERCE		EDUCATION		COMPUTER APPLICATION		MANAGEMENT		LAW		Any Other Courses (Specify)	
		U.G COURSE	P.G COURSE	U.G COURSE	P.G COURSE	U.G COURSE	P.G COURSE	U.G COURSE	P.G COURSE	U.G COURSE	P.G COURSE	U.G COURSE	P.G COURSE	U.G COURSE	P.G COURSE	U.G COURSE	P.G COURSE
		2	3	4	5	6	7	8	9	10	11	12	13	14	15	16	17
1	Number of students applied (a) In Total	97	43	343	28	337	-	-	-	124	-	83	-	-	-	-	-
	(b) Of which SC	31	3	54	3	44	-	-	-	16	-	11	-	-	-	-	-
	(c) Of which ST	1	-	3	-	1	-	-	-	1	-	0	-	-	-	-	-
2	Number of students admitted (a) In Total	55	26	260	24	232	-	-	-	99	-	70	-	-	-	-	-
	(b) Of which SC	23	2	46	3	30	-	-	-	11	-	8	-	-	-	-	-
	(c) Of which ST	-	-	1	-	-	-	-	-	0	-	0	-	-	-	-	-
3	Number of students admitted in general merit list not to be counted towards reservation quota (a) SC	-	-	-	-	-	-	-	-	-	-	-	-	-	-	-	-
	(b) ST	-	-	-	-	-	-	-	-	-	-	-	-	-	-	-	-
4	Percentage of SC & ST students admitted to total number of students admitted (Excluding those admitted in general merit list) (a) SC	-	-	-	-	-	-	-	-	-	-	-	-	-	-	-	-
	(b) ST	-	-	-	-	-	-	-	-	-	-	-	-	-	-	-	-

-: 6 :-

SL. NO.	I	ARTS		SCIENCE		COMMERCE		EDUCATION		COMPUTER APPLICATION		MANAGEMENT		LAW		Any Other Courses (Specify)	
		UG COURSE	PG COURSE	UG COURSE	PG COURSE	UG COURSE	PG COURSE	UG COURSE	PG COURSE	UG COURSE	PG COURSE	UG COURSE	PG COURSE	UG COURSE	PG COURSE	UG COURSE	PG COURSE
		2	3	4	5	6	7	8	9	10	11	12	13	14	15	16	17
5	Least percentage of marks of admitted general students (including SC & ST students admitted in general merit list)	54%		52%		51%				50%							
6	Least percentage of marks of admitted SC & ST students (a) SC	62%		49%	52%	53%				45%							
	(b) ST			45%													
7	Prescribed percentage of reservation (a) SC	18%	18%	18%	18%	18%	18%	18%	18%	18%	18%	18%	18%	18%	18%	18%	18%
	(b) ST	1%	1%	1%	1%	1%	1%	1%	1%	1%	1%	1%	1%	1%	1%	1%	1%
8	Whether reservation completely fulfilled in respect of (a) SC	Yes		Yes		Yes				Yes							
	(b) ST			Yes													
	If not precise reason																
9	Steps taken by College / University Departments to fill up the reserved seats for which SC & ST students not available.																

DATE: 23.11.2020

OFFICE SEAL:


 Principal
 Certifying the particulars furnished in
 Proforma-II.

PRINCIPAL
DR. MGR JANAKI COLLEGE OF
ARTS & SCIENCE FOR WOMEN
CHENNAI - 600 028.



UNIVERSITY OF MADRAS
PROFORMA-I – Evening College(Shift II)

Statement of strength of the students
of Arts and Science Colleges as on
30th September, 2020

Name of the College: Dr. MGR Janaki College for Women, R.A. Puram , Chennai -28. Centre Code : 1424

DEGREE	Names of the Courses offered	I Year						II Year						III Year					
		Men		Women		Total		Men		Women		Total		Men		Women		Total	
		EM	TM	EM	TM	EM	TM	EM	TM	EM	TM	EM	TM	EM	TM	EM	TM	EM	TM
@	B.Com (A&F)			70		70			69		69			65		65			
@	BBA			70		70			68		68			68		68			
@	B.Com (CS)			70		70			69		69			68		68			
@	BCA			100		100			95		95			70		70			
	B.Com(BM)			70		70			70		70			68		68			
	Grand Total					380					371					339			
B.A.,	Tamil				21		21												
	---NA---																		
	Grand Total for B.A.,						21												
M.A.,	Human Resources and Management			7		7			9		9			10		10			
	Grand Total for M. A.,					7					9					10			
B.Com.,	General			69		69			71		71			69		69			

@ Here details of other Degrees such as B.Lit., BLM., BBA., B.Com(A&F), B.Com(BM), B.Com(CS), B.Com(Co-Op), B.Music., BSW., MBA., MCA., MLM., M.S.W., Certificate., Diploma., PG Diploma., PGDCS etc., conducted under affiliation of this University, may be furnished.

-: 2 :-

PROFORMA – I (Contd..)

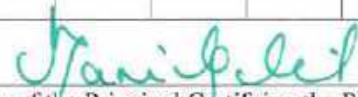
DEGREE	Names of the Courses offered	I Year						II Year						III Year						
		Men		Women		Total		Men		Women		Total		Men		Women		Total		
		EM	TM	EM	TM	EM	TM	EM	TM	EM	TM	EM	TM	EM	TM	EM	TM	EM	TM	
B.Sc.	Computer Science			53		53					66		66					52		52
	Grand Total for B.Sc.,					53							66							52
M.Sc.,	Bioinformatics			8		8					9		9					10		10
	Information Technology			8		8					6		6					14		14
	Grand Total for M.Sc.,					16							15							24

Note: EM-English Medium, TM-Tamil Medium

PROFORMA – I (Contd..)

Degree	Name of courses offered	I YEAR										II YEAR																	
		S.C		S.T		M.B.C		B.C		G.T		Foreign Students		Total		S.C		S.T		M.B.C		B.C		G.T		Foreign Students		Total	
		M	W	M	W	M	W	M	W	M	W	M	W	M	W	M	W	M	W	M	W	M	W	M	W	M	W	M	W
M.A.,	Human Resources and Management		2		0		2		3		0		0		7		0		0		5		2		2		0		9
	GRAND TOTAL		2		0		2		3		0		0		7		0		0		5		2		2		0		9
M.Sc.,	Bioinformatics		3		0		0		5		0		0		8		2		0		4		4		1		0		11
	Information Technology		1		0		2		4		1		0		8		1		0		5		7		1		0		14
	GRAND TOTAL		4		0		2		9		1		0		16		3		0		9		11		2		0		25
M.Com	NA																												
		No. OF SCHOLARS AS ON 30 TH SEPTEMBER, 2019																											
Degree	Name of the subject	S.C		S.T		M.B.C		B.C		G.T		Foreign Students		Total															
		M	W	M	W	M	W	M	W	M	W	M	W	M	W														
M.Phil.,	NA																												
Ph.D.,	NA																												

NOTE: S.C - Scheduled Caste, S.T - Scheduled Tribe, M.B.C - Most Backward Community
B.C - Backward Community, G.T - General Turn, M - Men, W - Women.


 Signature of the Principal Certifying the Particulars
 furnished in Proforma – I (All Pages)

PRINCIPAL
DR. MGR JANAKI COLLEGE OF
ARTS & SCIENCE FOR WOMEN
CHENNAI - 600 028.



-: 5 :-

UNIVERSITY OF MADRAS PROFORMA-II –Shift II

PROFORMA FOR REPORT REGARDING FULFILMENT OF RESERVATION FOR SCHEDULED CASTES AND SCHEDULED TRIBES IN ADMISSION IN UNIVERSITY TEACHING DEPARTMENTS & COLLEGES FOR THE YEAR 2020 - 2021 , AS ON 30TH SEPTEMBER 2020

NAME OF THE DEPARTMENT/COLLEGE: Dr. MGR Janaki College for Women, R.A. Puram , Chennai -28. Centre Code : 1424.

SL. NO.	I	ARTS		SCIENCE		COMMERCE		EDUCATION		COMPUTER APPLICATION		MANAGEMENT		LAW		Any Other Courses (Specify)	
		U.G COURSE	P.G COURSE	U.G COURSE	P.G COURSE	U.G COURSE	P.G COURSE	U.G COURSE	P.G COURSE	U.G COURSE	P.G COURSE	U.G COURSE	P.G COURSE	U.G COURSE	P.G COURSE	U.G COURSE	P.G COURSE
		2	3	4	5	6	7	8	9	10	11	12	13	14	15	16	17
1	Number of students applied (a) In Total	24	9	78	25	324	-	-	-	122	-	76	-	-	-	-	-
	(b) Of which SC	8	2	16	5	37	-	-	-	46	-	23	-	-	-	-	-
	(c) Of which ST	-	-	-	-	-	-	-	-	-	-	-	-	-	-	-	-
2	Number of students admitted (a) In Total	21	7	53	16	279	-	-	-	100	-	69	-	-	-	-	-
	(b) Of which SC	8	2	9	4	31	-	-	-	40	-	17	-	-	-	-	-
	(c) Of which ST	-	-	-	-	-	-	-	-	-	-	-	-	-	-	-	-
3	Number of students admitted in general merit list: not to be counted towards reservation quota (a) SC	-	-	-	-	-	-	-	-	-	-	-	-	-	-	-	-
	(b) ST	-	-	-	-	-	-	-	-	-	-	-	-	-	-	-	-
4	Percentage of SC & ST students admitted to total number of students admitted (Excluding those admitted in general merit list) (a) SC	-	-	-	-	-	-	-	-	-	-	-	-	-	-	-	-
	(b) ST	-	-	-	-	-	-	-	-	-	-	-	-	-	-	-	-

P.T.O

-: 6 :-

SL. NO.	I	ARTS		SCIENCE		COMMERCE		EDUCATION		COMPUTER APPLICATION		MANAGEMENT		LAW		Any Other Courses (Specify)	
		UG COURSE	PG COURSE	UG COURSE	PG COURSE	UG COURSE	PG COURSE	UG COURSE	PG COURSE	UG COURSE	PG COURSE	UG COURSE	PG COURSE	UG COURSE	PG COURSE	UG COURSE	PG COURSE
		2	3	4	5	6	7	8	9	10	11	12	13	14	15	16	17
5	Least percentage of marks of admitted general students (including SC & ST students admitted in general merit list)		55%	50%	60%	53%				50%		55%					
6	Least percentage of marks of admitted SC & ST students		55%	46%	51%	55%				45%		60%					
	(a) SC																
	(b) ST																
7	Prescribed percentage of reservation	18%	18%	18%	18%	18%	18%	18%	18%	18%	18%	18%	18%	18%	18%	18%	18%
	(a) SC																
	(b) ST	1%	1%	1%	1%	1%	1%	1%	1%	1%	1%	1%	1%	1%	1%	1%	1%
8	Whether reservation completely fulfilled in respect of			Yes		Yes				Yes		Yes					
	(a) SC																
	(b) ST																
	If not precise reason																
9	Steps taken by College / University Departments to fill up the reserved seats for which SC & ST students not available.																

DATE: 23.11.2020

OFFICE SEAL:



Principal

Certifying the particulars furnished in
Proforma-II.

**PRINCIPAL
DR. MGR JANAKI COLLEGE OF
ARTS & SCIENCE FOR WOMEN
CHENNAI - 600 028.**



**Dr. MGR-JANAKI COLLEGE
OF ARTS & SCIENCE FOR WOMEN**

SATHYABAMA MGR MALIGAI
11 & 13, Durgabai Deshmukh Road, RA Puram, Chennai - 28

An ISO 9001:2015 CERTIFIED INSTITUTION
Affiliated to the University of Madras



**ACADEMIC YEAR
2021-2022**

19.05.2022

To
The Registrar,
University of Madras,
Chepauk,
Chennai - 600005.

Dear Sir,

Sub: Students strength for the year 2021-2022 and Report regarding reservation for SCs & STs in the first year admission for the year 2021 - 2022 - reg.

Ref: D.O.No.: SPECIAL CELL/SCT/SE 2K21-2K22/131, dated: 05.05.2022

With reference to your communication cited above we have furnished the details about students enrolment in various courses for both Shift-I and Shift-II for the year 2021-2022 (Proforma I) and Report regarding fulfillment of reservation for SCs and STs in first year admission for the year 2021-2022 (Proforma II) in the specified format.

Thanking you,

Yours faithfully,



Janaki
PRINCIPAL
PRINCIPAL
DR. MGR JANAKI COLLEGE OF
ARTS & SCIENCE FOR WOMEN
CHENNAI - 600 028.



UNIVERSITY OF MADRAS
PROFORMA-I – Day College(Shift I)

Statement of strength of the students
of Arts and Science Colleges as on
30th September, 2021

Name of the College: Dr. MGR Janaki College for Women, R.A. Puram , Chennai -28. Centre Code : 1423

DEGREE	Names of the Courses offered	I Year						II Year						III Year						
		Men		Women		Total		Men		Women		Total		Men		Women		Total		
		EM	TM	EM	TM	EM	TM	EM	TM	EM	TM	EM	TM	EM	TM	EM	TM	EM	TM	
@	B.Com (A&F)			78		78					78		78					70		70
@	BBA			70		70				70		70						70		70
@	B.Com (CS)			75		75				77		77						70		70
@	BCA			108		108				99		99						99		99
	Grand Total					331						324								309
	English			49		49				55		55						93		93
	Natya			21		21				21		21						18		18
	Grand Total for B.A.,					70						76								111
	Natya									4		4						4		4
	English			23		23				26		26						24		24
	Grand Total for M.A.,					21						30								28
B.Com.,	General			74		74				77		77						73		73

@ Here details of other Degrees such as B.Lit., BLM., BBA., B.Com (A&F), B.Com(BM), B.Com(CS), B.Com(Co-Op), B.Music., BSW., MBA., MCA., MLM., M.S.W., Certificate., Diploma., PG Diploma., PGDCS etc., conducted under affiliation of this University, may be furnished.

Janaki
PRINCIPAL

DR. MGR JANAKI COLLEGE OF
ARTS & SCIENCE FOR WOMEN
CHENNAI - 600 028.

PROFORMA – I (Contd..)

DEGREE	Names of the Courses offered	I Year						II Year						III Year					
		Men		Women		Total		Men		Women		Total		Men		Women		Total	
		EM	TM	EM	TM	EM	TM	EM	TM	EM	TM	EM	TM	EM	TM	EM	TM	EM	TM
	Bio Chemistry			28		41				41		41				40		40	
	Microbiology			55		75				75		75				76		76	
	Computer Science			49		50				50		50				50		50	
	Psychology			50		50				50		50				52		52	
	Mathematics			20		35				35		35				53		53	
	Visual Communication			9		9				9		9				8		8	
	Grand Total for B.Sc.,					211						260						279	
	Applied Microbiology			30		30				24		24				14		14	
	Grand Total for M.Sc.,					30						24						14	

Note: EM-English Medium, TM-Tamil Medium


PRINCIPAL
DR. MGR JANAKI COLLEGE OF
ARTS & SCIENCE FOR WOMEN
CHENNAI - 600 028.

PROFORMA – I (Contd..)

Number of Backward Class/ Scheduled Caste/ Scheduled Tribe/ General Turn/ Foreign Students admitted to each course of study offered in the College during the academic year 2021 -2022 (including II and III Years)

Degree	Name of courses offered	I YEAR										II YEAR										III YEAR															
		S.C		S.T		MBC		B.C		G.T		Foreign Students	Total	S.C		S.T		MBC		B.C		G.T		Foreign Students	Total	S.C		S.T		MBC		B.C		G.T		Foreign Students	Total
		M	W	M	W	M	W	M	W	M	W			M	W	M	W	M	W	M	W	M	W			M	W	M	W	M	W	M	W	M	W		
@	B.Com (A&F)	10	0	32	27	9	0	78	8	0	32	34	4	0	78	7	0	23	36	4	0	70															
@	BBA	13	0	25	29	3	0	70	8	0	32	27	3	0	70	5	0	34	31	0	0	70															
@	B.Com (CS)	11	1	35	25	3	0	75	12	0	30	35	0	0	77	5	0	30	31	4	0	70															
@	BCA	11	0	43	51	3	0	108	11	0	38	47	3	0	99	10	1	37	49	2	0	99															
	GRAND TOTAL	45	1	135	132	18	0	331	39	0	132	143	10	0	324	27	1	124	147	10	0	300															
	English	13	0	15	16	5	0	49	21	0	13	19	2	0	55	23	1	24	37	8	0	93															
	Natya	3	1	2	5	8	2	21	2	0	5	7	7	0	21	2	0	2	7	7	3	18															
	GRAND TOTAL	16	1	17	21	13	1	69	23	0	18	26	9	0	76	25	1	26	44	15	3	111															
	Bio Chemistry	11	0	9	8	0	0	28	8	0	13	19	1	0	41	8		11	18	3	0	40															
	Microbiology	13	0	21	19	2	0	55	18	0	21	34	2	0	75	13	2	27	30	4	0	76															
	Computer Science	9	1	13	24	2	0	49	4	1	17	27	1	0	50	3		24	22	1	0	50															
	Psychology	7	0	12	24	7	0	50	5	0	12	25	8	0	50	6		12	25	9	0	52															
	Mathematics	2	0	9	8	1	0	20	9	0	13	13	0	0	35	11	1	26	15	1	0	54															
	Visual Communication	4	0	2	2	1	0	9	2	0	3	3	1	0	9	2		3	2	1	0	8															
	GRAND TOTAL	46	1	66	85	13	0	211	46	1	79	121	13	0	260	43	3	103	112	19	0	275															
B.Com	General	12	0	26	33	3	0	74	10	0	25	39	3	0	77	7		29	30	7	0	73															

@ Here details of other Degrees such as B.Lit., BLM., BBA., B.Com(A&F), B.Com(BM), B.Com(CS), B.Com(Co-Op), B.Music., BSW., MBA., MCA., MLM., M.S.W., Certificate., Diploma., PG Diploma., PGDCS etc., conducted under affiliation of this University, may be furnished.


PRINCIPAL
DR. MGR JANAKI COLLEGE OF
ARTS & SCIENCE FOR WOMEN
CHENNAI - 600 028.

PROFORMA – I (Contd..)

Degree	Name of courses offered	I YEAR														II YEAR													
		S.C		S.T		M.B.C		B.C		G.T		Foreign Students		Total		S.C		S.T		M.B.C		B.C		G.T		Foreign Students		Total	
		M	W	M	W	M	W	M	W	M	W	M	W	M	W	M	W	M	W	M	W	M	W	M	W	M	W	M	W
M.A.,	Natya		2		0		4		4		1		0		11		0		0		0		2		2		0		4
	English		8		0		2		12		1		0		23		2		0		9		12		3		0		26
	GRAND TOTAL		2		0		9		14		5		0		30		2		0		9		14		5		0		30
M.Sc.,																													
	Applied Microbiology		4		0		13		13		0		0		30		3		0		5		10		3		0		21
	GRAND TOTAL		4		0		13		13		0		0		30		3		0		5		10		3		0		21
M.Com	NA																												

Degree	Name of the subject	No. OF SCHOLARS AS ON 30 TH SEPTEMBER, 2019																											
		S.C		S.T		M.B.C		B.C		G.T		Foreign Students		Total															
		M	W	M	W	M	W	M	W	M	W	M	W	M	W														
	NA																												
	NA																												

NOTE: S.C - Scheduled Caste, S.T - Scheduled Tribe, M.B.C - Most Backward Community
 B.C - Backward Community, G.T - General Turn, M - Men, W - Women.

Signature of the Principal Certifying the Particulars
 furnished in Proforma - I (All Pages)
PRINCIPAL
DR. MGR JANAKI COLLEGE OF
ARTS & SCIENCE FOR WOMEN
CHENNAI - 600 028.




-: 5 :-

UNIVERSITY OF MADRAS
PROFORMA-II – Shift I

PROFORMA FOR REPORT REGARDING FULFILMENT OF RESERVATION FOR SCHEDULED CASTES AND SCHEDULED TRIBES IN ADMISSION IN UNIVERSITY TEACHING DEPARTMENTS & COLLEGES FOR THE YEAR 2021 - 2022, AS ON 30TH SEPTEMBER 2020

NAME OF THE DEPARTMENT/COLLEGE: Dr. MGR Janaki College for Women, R.A. Puram, Chennai -28. Centre Code: 1423

SL. NO.	1	ARTS		SCIENCE		COMMERCE		EDUCATION		COMPUTER APPLICATION		MANAGEMENT		LAW		Any Other Courses (Specify)	
		U.G COURSE	P.G COURSE	U.G COURSE	P.G COURSE	U.G COURSE	P.G COURSE	U.G COURSE	P.G COURSE	U.G COURSE	P.G COURSE	U.G COURSE	P.G COURSE	U.G COURSE	P.G COURSE	U.G COURSE	P.G COURSE
		2	3	4	5	6	7	8	9	10	11	12	13	14	15	16	17
	Number of students applied (a) In Total	93	39	356	35	342	-	-	-	123	-	81	-	-	-	-	-
	(b) Of which SC	22	11	55	5	42	-	-	-	16	-	16	-	-	-	-	-
	(c) Of which ST	1	-	3	-	2	-	-	-	0	-	1	-	-	-	-	-
	Number of students admitted (a) In Total	70	23	211	30	227	-	-	-	108	-	70	-	-	-	-	-
	(b) Of which SC	16	8	40	4	31	-	-	-	11	-	13	-	-	-	-	-
	(c) Of which ST	1	-	1	-	1	-	-	-	0	-	0	-	-	-	-	-
	Number of students admitted in general merit list not to be counted towards reservation quota (a) SC	-	-	-	-	-	-	-	-	-	-	-	-	-	-	-	-
	(b) ST	-	-	-	-	-	-	-	-	-	-	-	-	-	-	-	-
	Percentage of SC & ST students admitted to total number of students admitted (Excluding those admitted in general merit list) (a) SC	-	-	-	-	-	-	-	-	-	-	-	-	-	-	-	-
	(b) ST	-	-	-	-	-	-	-	-	-	-	-	-	-	-	-	-


PRINCIPAL
DR. MGR JANAKI COLLEGE OF
ARTS & SCIENCE FOR WOMEN
CHENNAI - 600 028.

P.T.

SL. NO.	1	ARTS		SCIENCE		COMMERCE		EDUCATION		COMPUTER APPLICATION		MANAGEMENT		LAW		Any Other Courses (Specify)	
		U.G COURSE	P.G COURSE	U.G COURSE	P.G COURSE	U.G COURSE	P.G COURSE	U.G COURSE	P.G COURSE	U.G COURSE	P.G COURSE	U.G COURSE	P.G COURSE	U.G COURSE	P.G COURSE	U.G COURSE	P.G COURSE
		2	3	4	5	6	7	8	9	10	11	12	13	14	15	16	17
5	Least percentage of marks of admitted general students (including SC & ST students admitted in general merit list)	53%		51%		52%				54%							
	Least percentage of marks of admitted SC & ST students	64%		50%	53%	51%				46%							
	(a) SC																
	(b) ST			45%													
	Prescribed percentage of reservation																
	(a) SC	18%	18%	18%	18%	18%	18%	18%	18%	18%	18%	18%	18%	18%	18%	18%	18%
	(b) ST	1%	1%	1%	1%	1%	1%	1%	1%	1%	1%	1%	1%	1%	1%	1%	1%
	Whether reservation completely fulfilled in respect of	Yes		Yes		Yes				Yes							
	(a) SC																
	(b) ST			Yes													
	If not precise reason																
9	Steps taken by College / University Departments to fill up the reserved seats for which SC & ST students not available.																

DATE: 23.11.2021

OFFICE SEAL:

Principal
 Certifying the particulars furnished in
 Proforma-II.
PRINCIPAL
 DR. MGR JANAKI COLLEGE OF
 ARTS & SCIENCE FOR WOMEN
 CHENNAI - 600 028.



UNIVERSITY OF MADRAS
PROFORMA-I – Evening College(Shift II)

Statement of strength of the students
of Arts and Science Colleges as on
30th September, 2019

Name of the College: Dr. MGR Janaki College for Women, R.A. Puram , Chennai -28. Centre Code : 1424

DEGREE	Names of the Courses offered	I Year						II Year						III Year						
		Men		Women		Total		Men		Women		Total		Men		Women		Total		
		EM	TM	EM	TM	EM	TM	EM	TM	EM	TM	EM	TM	EM	TM	EM	TM	EM	TM	
@	B.Com (A&F)			69		69					65		65					65		65
@	BBA			68		68					68		68					61		61
@	B.Com (CS)			69		69					68		68					63		63
@	BCA			95		95					70		70					95		95
	B.Com(BM)			70		70					68		68					66		66
	Grand Total					371							339							350
	---NA---																			
	----NA----																			
	Grand Total for B.A.,																			
	Human Resources and Management			9		9					10		10							
	Grand Total for M. A.,					9							10							
B.Com.,	General			71		71					69		69					72		72

@ Here details of other Degrees such as B.Lit., BLM., BBA., B.Com(A&F), B.Com(BM), B.Com(CS), B.Com(Co-Op), B.Music., BSW., MBA., MCA., MLM., M.S.W., Certificate., Diploma., PG Diploma., PGDCS etc., conducted under affiliation of this University, may be furnished.

Janaki
PRINCIPAL

DR. MGR JANAKI COLLEGE OF
ARTS & SCIENCE FOR WOMEN
CHENNAI - 600 028.

PROFORMA – I (Contd..)

DEGREE	Names of the Courses offered	I Year						II Year						III Year						
		Men		Women		Total		Men		Women		Total		Men		Women		Total		
		EM	TM	EM	TM	EM	TM	EM	TM	EM	TM	EM	TM	EM	TM	EM	TM	EM	TM	
B.Sc.	Computer Science			66		66					52		52					94		94
	Grand Total for B.Sc.,					66							52						94	
	Bioinformatics			9		9					10		10							
	Information Technology			6		6					14		14							
	Grand Total for M.Sc.,					15							24							

Note: EM-English Medium, TM-Tamil Medium

Principals
PRINCIPAL
DR. MGR JANAKI COLLEGE OF
ARTS & SCIENCE FOR WOMEN,
CHENNAI - 600 028.

PROFORMA – I (Contd..)

Degree	Name of courses offered	I YEAR														II YEAR													
		S.C		S.T		M.B.C		B.C		G.T		Foreign Students		Total		S.C		S.T		M.B.C		B.C		G.T		Foreign Students		Total	
		M	W	M	W	M	W	M	W	M	W	M	W	M	W	M	W	M	W	M	W	M	W	M	W	M	W	M	W
M.A.,	Human Resources and Management		0		0		5		2		2		0		9		2		0		3		4		1		0		10
	GRAND TOTAL		0		0		5		2		2		0		9		2		0		3		4		1		0		10
M.Sc.,	Bioinformatics		2		0		4		4		1		0		11		2		0		1		1		0		0		4
	Information Technology		1		0		5		7		1		0		14		2		0		5		5		1		0		13
	GRAND TOTAL		3		0		9		11		2		0		25		4		0		6		6		1		0		17
M.Com	NA																												

Degree	Name of the subject	No. OF SCHOLARS AS ON 30 TH SEPTEMBER, 2019																										
		S.C		S.T		M.B.C		B.C		G.T		Foreign Students		Total														
		M	W	M	W	M	W	M	W	M	W	M	W	M	W													
	NA																											
	NA																											

NOTE: S.C - Scheduled Caste, S.T - Scheduled Tribe, M.B.C - Most Backward Community
B.C - Backward Community, G.T - General Turn, M – Men, W – Women.

Signature of the Principal Certifying the Particulars
furnished in Proforma (All Pages)

**DR. MGR JANAKI COLLEGE OF
ARTS & SCIENCE FOR WOMEN
CHENNAI - 600 028.**



-: 5 :-

UNIVERSITY OF MADRAS PROFORMA-II -Shift II

PROFORMA FOR REPORT REGARDING FULFILMENT OF RESERVATION FOR SCHEDULED CASTES AND SCHEDULED TRIBES IN ADMISSION IN UNIVERSITY TEACHING DEPARTMENTS & COLLEGES FOR THE YEAR 2021 - 2022 , AS ON 30TH SEPTEMBER 2019

NAME OF THE DEPARTMENT/COLLEGE: Dr. MGR Janaki College for Women, R.A. Puram , Chennai -28. Centre Code : 1424.

SL. NO.	1	ARTS		SCIENCE		COMMERCE		EDUCATION		COMPUTER APPLICATION		MANAGEMENT		LAW		Any Other Courses (Specify)	
		U.G COURSE	P.G COURSE	U.G COURSE	P.G COURSE	U.G COURSE	P.G COURSE	U.G COURSE	P.G COURSE	U.G COURSE	P.G COURSE	U.G COURSE	P.G COURSE	U.G COURSE	P.G COURSE	U.G COURSE	P.G COURSE
		2	3	4	5	6	7	8	9	10	11	12	13	14	15	16	17
	Number of students applied (a) In Total	-	9	76	28	313	-	-	-	117	-	73	-	-	-	-	-
	(b) Of which SC	-	-	18	5	35	-	-	-	23	-	6	-	-	-	-	-
	(c) Of which ST	-	-	-	-	-	-	-	-	-	-	-	-	-	-	-	-
	Number of students admitted (a) In Total	-	9	66	25	280	-	-	-	95	-	68	-	-	-	-	-
	(b) Of which SC	-	-	16	3	30	-	-	-	20	-	6	-	-	-	-	-
	(c) Of which ST	-	-	-	-	-	-	-	-	-	-	-	-	-	-	-	-
	Number of students admitted in general merit list not to be counted towards reservation quota (a) SC	-	-	-	-	-	-	-	-	-	-	-	-	-	-	-	-
	(b) ST	-	-	-	-	-	-	-	-	-	-	-	-	-	-	-	-
	Percentage of SC & ST students admitted to total number of students admitted (Excluding those admitted in general merit list) (a) SC	-	-	-	-	-	-	-	-	-	-	-	-	-	-	-	-
	(b) ST	-	-	-	-	-	-	-	-	-	-	-	-	-	-	-	-

[Signature]
PRINCIPAL

DR. MGR JANAKI COLLEGE OF
ARTS & SCIENCE FOR WOMEN
CHENNAI - 600 028.

P.T.

SL. NO.	1	ARTS		SCIENCE		COMMERCE		EDUCATION		COMPUTER APPLICATION		MANAGEMENT		LAW		Any Other Courses (Specify)	
		U.G COURSE	P.G COURSE	U.G COURSE	P.G COURSE	U.G COURSE	P.G COURSE	U.G COURSE	P.G COURSE	U.G COURSE	P.G COURSE	U.G COURSE	P.G COURSE	U.G COURSE	P.G COURSE	U.G COURSE	P.G COURSE
		2	3	4	5	6	7	8	9	10	11	12	13	14	15	16	17
5	Least percentage of marks of admitted general students (including SC & ST students admitted in general merit list)		60%	50%	60%	53%				50%		55%					
	Least percentage of marks of admitted SC & ST students		55%	46%	55%	50%				46%		60%					
	(a) SC																
	(b) ST																
	Prescribed percentage of reservation	18%	18%	18%	18%	18%	18%	18%	18%	18%	18%	18%	18%	18%	18%	18%	18%
	(a) SC																
	(b) ST	1%	1%	1%	1%	1%	1%	1%	1%	1%	1%	1%	1%	1%	1%	1%	1%
	Whether reservation completely fulfilled in respect of			Yes		Yes				Yes		Yes					
	(a) SC																
	(b) ST																
	If not precise reason																
9	Steps taken by College / University Departments to fill up the reserved seats for which SC & ST students not available.																

DATE: 13.11.2019

OFFICE SEAL:

Principal
 Certifying the particulars furnished in
 Proforma-II.
 PRINCIPAL
 DR. MGR JANAKI COLLEGE OF
 ARTS & SCIENCE FOR WOMEN
 CHENNAI - 600 028.



**Dr. MGR-JANAKI COLLEGE
OF ARTS & SCIENCE FOR WOMEN**

SATHYABAMA MGR MALIGAI
11 & 13, Durgabai Deshmukh Road, RA Puram, Chennai - 28

An ISO 9001:2015 CERTIFIED INSTITUTION
Affiliated to the University of Madras



**ACADEMIC YEAR
2022-2023**

No: MJC/SCT/2022-23/2

19.11.2022

To
The Registrar,
University of Madras,
Chepauk,
Chennai - 600005.

Dear Sir,

Sub: Students strength for the year 2022– 2023 and Report regarding reservation for SCs & STs in the first year admission for the year 2022 – 2023 – reg.

Ref: D.O.No.: SPECIAL CELL/SCT/SE 2K22-2K23/263, dated: 06.10.2022

With reference to your communication cited above we have furnished the details about students enrolment in various courses for both Shift-I and Shift-II for the year 2022– 2023 (Proforma I) and Report regarding fulfillment of reservation for SCs and STs in first year admission for the year 2022– 2023 (Proforma II) in the specified format.

Thanking you,

Yours faithfully,



Jainy chit
PRINCIPAL

PRINCIPAL
DR. MGR JANAKI COLLEGE OF
ARTS & SCIENCE FOR WOMEN
CHENNAI - 600 028.



UNIVERSITY OF MADRAS
PROFORMA-I – Day College(Shift D)

Statement of strength of the students
of Arts and Science Colleges as on
30th September, 2022

Name of the College: Dr. MGR Janaki College for Women, R.A. Puram , Chennai -28. Centre Code : 1423

DEGREE	Names of the Courses offered	I Year						II Year						III Year					
		Men		Women		Total		Men		Women		Total		Men		Women		Total	
		EM	TM	EM	TM	EM	TM	EM	TM	EM	TM	EM	TM	EM	TM	EM	TM	EM	TM
@	B.Com (A&F)			70		70				79		79				78		78	
@	BBA			69		69				70		70				69		69	
@	B.Com (CS)			70		70				75		75				77		77	
@	BCA			103		103				108		108				100		100	
	Grand Total					312						332						324	
	English			53		53				47		47				54		54	
	Natya			24		24				21		21				22		22	
	Grand Total for B.A.,					77						68						76	
	Natya			12		12				11		11							
	English			19		19				23		23							
	Grand Total for M.A.,					31						34							
B.Com.,	General			67		67				74		74				78		78	

@ Here details of other Degrees such as B.Lit., BLM., BBA., B.Com (A&F), B.Com(BM), B.Com(CS), B.Com(Co-Op), B.Music., BSW., MBA., MCA., MLM., M.S.W., Certificate., Diploma., PG Diploma., PGDCS etc., conducted under affiliation of this University, may be furnished.

PROFORMA – I (Contd..)

DEGREE	Names of the Courses offered	I Year						II Year						III Year					
		Men		Women		Total		Men		Women		Total		Men		Women		Total	
		EM	TM	EM	TM	EM	TM	EM	TM	EM	TM	EM	TM	EM	TM	EM	TM	EM	TM
	Bio Chemistry			49		49			28		28					42		42	
	Microbiology			47		47			54		54					47		47	
	Computer Science			53		53			49		49					49		49	
	Psychology			36		36			50		50					50		50	
	Mathematics			19		19			20		20					35		35	
	Visual Communication			9		9			9		9					9		9	
	Grand Total for B.Sc.,					213					210							232	
	Applied Microbiology			26		26			30		30								
	Grand Total for M.Sc.,					26					30								

Note: EM-English Medium, TM-Tamil Medium

PROFORMA – I (Contd..)

Number of Backward Class/ Scheduled Caste/ Scheduled Tribe/ General Turn/ Foreign Students admitted to each course of study offered in the College during the academic year 2022-2023
(including II and III Years)

Degree	Name of courses offered	I YEAR								II YEAR								III YEAR																									
		S.C		S.T		MBC		B.C		G.T		Foreign Students		Total		S.C		S.T		MBC		B.C		G.T		Foreign Students		Total															
		M	W	M	W	M	W	M	W	M	W	M	W	M	W	M	W	M	W	M	W	M	W	M	W	M	W	M	W														
@	B.Com (A&F)	7		1		18		35		6		0		67		10		0		32		28		9		0		79		8		0		31		34		4		0		78	
@	BBA	9		0		36		22		2		0		69		13		0		25		29		3		0		70		8		0		32		26		3		0		69	
@	B.Com (CS)	22		0		33		30		2		0		70		11		1		35		25		3		0		75		12		0		30		35		0		0		77	
@	BCA	11		0		40		48		4		0		103		11		0		43		51		3		0		108		11		0		38		48		3		0		100	
	GRAND TOTAL	49		1		127		135		14		0		309		45		1		135		133		18		0		332		39		0		132		143		10		0		324	
	English	15		0		9		26		3		0		53		15		0		15		15		4		0		47		21		0		12		19		2		0		54	
	Natya	1		0		4		6		13		0		24		3		1		2		5		9		1		21		2		0		5		7		8		0		22	
	GRAND TOTAL	16		0		13		32		16		0		77		16		1		17		20		13		1		68		23		0		17		26		10		0		76	
	Bio Chemistry	18		1		20		9		1		0		49		11		0		9		8		0		0		28		9		0		13		19		1		0		42	
	Microbiology	16		0		10		19		2		0		47		13		0		21		18		2		0		54		17		0		21		34		2		0		75	
	Computer Science	5		0		18		27		3		0		53		9		1		13		24		2		0		49		4		1		17		26		1		0		49	
	Psychology	5		0		8		18		5		0		36		7		0		12		24		7		0		50		5		0		12		25		8		0		50	
	Mathematics	7		0		5		7				0		19		2		0		9		8		1		0		20		9		0		13		13		0		0		35	
	Visual Communication	1		0		1		6		1		0		9		4		0		2		2		1		0		9		2		0		3		3		1		0		9	
	GRAND TOTAL	52		1		62		86		12		0		213		46		1		66		84		13		0		210		46		1		79		120		13		0		260	
B.Com	General	7		1		17		35		6		0		67		12		0		26		33		3		0		74		10		0		26		39		3		0		78	

@ Here details of other Degrees such as B.Lit., BLM., BBA., B.Com(A&F), B.Com(BM), B.Com(CS), B.Com(Co-Op), B.Music., BSW., MBA., MCA., MLM., M.S.W., Certificate., Diploma., PG Diploma., PGDCS etc., conducted under affiliation of this University, may be furnished.

PROFORMA – I (Contd..)

Degree	Name of courses offered	I YEAR												II YEAR															
		S.C		S.T		M.B.C		B.C		G.T		Foreign Students		Total		S.C		S.T		M.B.C		B.C		G.T		Foreign Students		Total	
		M	W	M	W	M	W	M	W	M	W	M	W	M	W	M	W	M	W	M	W	M	W	M	W	M	W	M	W
M.A.,	Natya		1				2		4		5				12		1		1		1		4		4			11	
	English		5				5		8		1			19		8		0		2		12		1		0	23		
	GRAND TOTAL		6				7		12		6			31		9		1		3		16		5		0	34		
M.Sc.,																													
	Applied Microbiology		6		1		7		9		3			26		4		0		13		13		0		0	30		
	GRAND TOTAL		6		1		7		9		3			26		4		0		13		13		0		0	30		
M.Com	NA																												

Degree	Name of the subject	No. OF SCHOLARS AS ON 30 TH SEPTEMBER, 2019																								
		S.C		S.T		M.B.C		B.C		G.T		Foreign Students		Total												
		M	W	M	W	M	W	M	W	M	W	M	W	M	W											
	NA																									
	NA																									

NOTE: S.C - Scheduled Caste, S.T - Scheduled Tribe, M.B.C - Most Backward Community
 B.C - Backward Community, G.T - General Turn, M – Men, W – Women.

(Handwritten Signature)

Signature of the Principal Certifying the Particulars
 furnished in Proforma – I (All Pages)

PRINCIPAL
DR. MGR JANAKI COLLEGE OF
ARTS & SCIENCE FOR WOMEN
CHENNAI - 600 028.



-: 5 :-

UNIVERSITY OF MADRAS
PROFORMA-II – Shift I

PROFORMA FOR REPORT REGARDING FULFILMENT OF RESERVATION FOR SCHEDULED CASTES AND SCHEDULED TRIBES IN ADMISSION IN UNIVERSITY TEACHING DEPARTMENTS & COLLEGES FOR THE YEAR 2022- 2023, AS ON 30TH SEPTEMBER 2022


NAME OF THE DEPARTMENT/COLLEGE: Dr. MGR Janaki College for Women, R.A. Puram, Chennai -28. Centre Code: 1423

SL. NO.	I	ARTS		SCIENCE		COMMERCE		EDUCATION		COMPUTER APPLICATION		MANAGEMENT		LAW		Any Other Courses (Specify)	
		UG COURSE	P.G COURSE	UG COURSE	P.G COURSE	UG COURSE	P.G COURSE	UG COURSE	P.G COURSE	UG COURSE	P.G COURSE	UG COURSE	P.G COURSE	UG COURSE	P.G COURSE	UG COURSE	P.G COURSE
		2	3	4	5	6	7	8	9	10	11	12	13	14	15	16	17
	Number of students applied (a) In Total	91	38	339	34	345	-	-	-	136	-	81	-	-	-	-	-
	(b) Of which SC	19	7	56	5	41	-	-	-	16	-	11	-	-	-	-	-
	(c) Of which ST	1	-	2	1	3	-	-	-	0	-	1	-	-	-	-	-
	Number of students admitted (a) In Total	77	31	213	26	204	-	-	-	103	-	70	-	-	-	-	-
	(b) Of which SC	16	6	52	6	36	-	-	-	11	-	9	-	-	-	-	-
	(c) Of which ST	-	-	1	1	2	-	-	-	0	-	0	-	-	-	-	-
	Number of students admitted in general merit list not to be counted towards reservation quota (a) SC	-	-	-	-	-	-	-	-	-	-	-	-	-	-	-	-
	(b) ST	-	-	-	-	-	-	-	-	-	-	-	-	-	-	-	-
	Percentage of SC & ST students admitted to total number of students admitted (Excluding those admitted in general merit list) (a) SC	-	-	-	-	-	-	-	-	-	-	-	-	-	-	-	-
	(b) ST	-	-	-	-	-	-	-	-	-	-	-	-	-	-	-	-

SL. NO.	1	ARTS		SCIENCE		COMMERCE		EDUCATION		COMPUTER APPLICATION		MANAGEMENT		LAW		Any Other Courses (Specify)	
		U.G COURSE	P.G COURSE	U.G COURSE	P.G COURSE	U.G COURSE	P.G COURSE	U.G COURSE	P.G COURSE	U.G COURSE	P.G COURSE	U.G COURSE	P.G COURSE	U.G COURSE	P.G COURSE	U.G COURSE	P.G COURSE
		2	3	4	5	6	7	8	9	10	11	12	13	14	15	16	17
5	Least percentage of marks of admitted general students (including SC & ST students admitted in general merit list)	51%	54%	52%	51%	54%				51%		53%					
	Least percentage of marks of admitted SC & ST students	65%	52%	54%	51%	52%				47%		46%					
	(a) SC																
	(b) ST			45%	53%	51%											
	Prescribed percentage of reservation																
	(a) SC	18%	18%	18%	18%	18%	18%	18%	18%	18%	18%	18%	18%	18%	18%	18%	18%
	(b) ST	1%	1%	1%	1%	1%	1%	1%	1%	1%	1%	1%	1%	1%	1%	1%	1%
	Whether reservation completely fulfilled in respect of	Yes		Yes		Yes				Yes							
	(a) SC																
	(b) ST			Yes													
	If not precise reason																
9	Steps taken by College / University Departments to fill up the reserved seats for which SC & ST students not available.																

DATE: 23.11.2022

OFFICE SEAL:


 Principal
 Certifying the particulars furnished in
 Proforma-II.

PRINCIPAL
DR. MGR JANAKI COLLEGE OF
ARTS & SCIENCE FOR WOMEN
CHENNAI - 600 028.



UNIVERSITY OF MADRAS
PROFORMA-I – Evening College(Shift II)

Statement of strength of the students
of Arts and Science Colleges as on
30th September, 2022

Name of the College: Dr. MGR Janaki College for Women, R.A. Puram , Chennai -28. Centre Code : 1424

DEGREE	Names of the Courses offered	I Year						II Year						III Year							
		Men		Women		Total		Men		Women		Total		Men		Women		Total			
		EM	TM	EM	TM	EM	TM	EM	TM	EM	TM	EM	TM	EM	TM	EM	TM	EM	TM		
@	B.Com (A&F)			70		70			70		70			70		70			70		70
@	BBA			70		70			24		24			70		70			70		70
@	B.Com (CS)			69		69			63		63			70		70			70		70
@	BCA			99		99			85		85			100		100			100		100
	B.Com(BM)			70		70			66		66			70		70			70		70
	Grand Total					378					308					380					380
	Tamil				33		33			20		20				21			21		21
	----NA----																				
	Grand Total for B.A.,					33					20										21
	Human Resources and Management			29		29			24		24			7		7			7		7
	Grand Total for M. A.,					29					24					7					7
B.Com.,	General			70		70			70		70			69		69			69		69

@ Here details of other Degrees such as B.Lit., BLM., BBA., B.Com(A&F), B.Com(BM), B.Com(CS), B.Com(Co-Op), B.Music., BSW., MBA., MCA., MLM., M.S.W., Certificate., Diploma., PG Diploma., PGDCS etc., conducted under affiliation of this University, may be furnished.

PROFORMA – I (Contd..)

DEGREE	Names of the Courses offered	I Year						II Year						III Year					
		Men		Women		Total		Men		Women		Total		Men		Women		Total	
		EM	TM	EM	TM	EM	TM	EM	TM	EM	TM	EM	TM	EM	TM	EM	TM	EM	TM
B.Sc.	Computer Science			100		100			23		23					53		53	23
	Grand Total for B.Sc.,					100					23							53	
	Bioinformatics			8		8			13		13					8		8	13
	Information Technology			15		15			16		16					8		8	16
	Applied Psychology			28		28			30		30								30
	Grand Total for M.Sc.,					51					59							16	

Note: EM-English Medium, TM-Tamil Medium

PROFORMA – I (Contd..)

Number of Backward Class/ Scheduled Caste/ Scheduled Tribe/ General Turn/ Foreign Students admitted to each course of study offered in the College during the academic year 2022 - 2023 (including II and III Years)

Degree	Name of courses offered	I YEAR										II YEAR										III YEAR																					
		S.C		S.T		MBC		B.C		G.T		Foreign Students		Total	S.C		S.T		MBC		B.C		G.T		Foreign Students		Total	S.C		S.T		MBC		B.C		G.T		Foreign Students		Total			
		M	W	M	W	M	W	M	W	M	W	M	W	M	W	M	W	M	W	M	W	M	W	M	W	M	W	M	W	M	W	M	W	M	W	M	W	M	W	M	W		
@	B.Com (A&F)		8				30		28		4				70		6		0		32		29		3		0		70		7		0		26		30		7		0		70
@	BBA		31				29		18		1			70		12		0		9		2		0		0		23		17		0		26		25		3		0		69	
	B.Com (CS)		20				29		17		3			69		32		0		14		14		0		0		60		9		0		29		28		4		0		70	
@	BCA		17				39		40		3			99		23		0		33		26		1		0		83		35		0		39		24		2		0		100	
	B.Com(BM)		30				15		22		3			70		19		0		20		22		4		0		65		9		0		26		34		1		0		70	
	GRAND TOTAL		106	0	0	0	133	0	125	0	14	0	0	378	0	92	0	0	0	108	0	93	0	8	0	0	0	301	0	77	0	0	0	146	0	139	0	17	0	0	0	379	
	Tamil		14		2		7		10				33		10		1		3		6		0		0		20		8		0		9		4		0		0		21		
	GRAND TOTAL		14		2		7		10				33		10		1		3		6		0		0		20		8		0		9		4		0		0		21		
	Computer Science		21				48		28		3			100		6		1		8		9		1		0		25		9		0		22		18		1		0		50	
	GRAND TOTAL		21				48		28		3			100		6		1		8		9		1		0		25		9		0		22		18		1		0		50	
B.Co m	General		6				34		27		3			70		7		0		30		29		3		0		69		6		0		30		27		6		0		69	

@ Here details of other Degrees such as B.Lit., BLM., BBA., B.Com(A&F), B.Com(BM), B.Com(CS), B.Com(Co-Op), B.Music., BSW., MBA., MCA., MLM., M.S.W., Certificate., Diploma., PG Diploma., PGDCS etc., conducted under affiliation of this University, may be furnished.

PROFORMA – I (Contd..)

Degree	Name of courses offered	I YEAR										II YEAR																	
		S.C		S.T		M.B.C		B.C		G.T		Foreign Students		Total		S.C		S.T		M.B.C		B.C		G.T		Foreign Students		Total	
		M	W	M	W	M	W	M	W	M	W	M	W	M	W	M	W	M	W	M	W	M	W	M	W	M	W	M	W
M.A.,	Human Resources and Management		7				12		8		2				29		7		0		3		10		3		0		23
	GRAND TOTAL		7				12		8		2				29		7		0		3		10		3		0		23
M.Sc.,	Bioinformatics					1		7						8		2		0		4		6		1		0		13	
	Information Technology		2				8		5					15		2		0		4		7		3		0		16	
	Applied Psychology		4				3		16		5			28		5		0		5		17		3		0		30	
	GRAND TOTAL		6				12		28		5			51		9		0		13		30		7		0		59	
M.Com	NA																												

Degree	Name of the subject	No. OF SCHOLARS AS ON 30 TH SEPTEMBER, 2019																										
		S.C		S.T		M.B.C		B.C		G.T		Foreign Students		Total														
		M	W	M	W	M	W	M	W	M	W	M	W	M	W													
	NA																											
	NA																											

NOTE: S.C - Scheduled Caste, S.T - Scheduled Tribe, M.B.C - Most Backward Community
B.C - Backward Community, G.T - General Turn, M - Men, W - Women.

Janaki

Signature of the Principal Certifying the Particulars
furnished in Proforma – I (All Pages)

PRINCIPAL
DR. MGR JANAKI COLLEGE OF
ARTS & SCIENCE FOR WOMEN
CHENNAI - 600 028.



-: 5 :-

UNIVERSITY OF MADRAS
PROFORMA-II –Shift II

PROFORMA FOR REPORT REGARDING FULFILMENT OF RESERVATION FOR SCHEDULED CASTES AND SCHEDULED TRIBES IN ADMISSION IN UNIVERSITY TEACHING DEPARTMENTS & COLLEGES FOR THE YEAR 2022- 2023 , AS ON 30TH SEPTEMBER 2022

NAME OF THE DEPARTMENT/COLLEGE: Dr. MGR Janaki College for Women, R.A. Puram , Chennai -28. Centre Code : 1424.

SL. NO.	1	ARTS		SCIENCE		COMMERCE		EDUCATION		COMPUTER APPLICATION		MANAGEMENT		LAW		Any Other Courses (Specify)	
		U.G COURSE	P.G COURSE	U.G COURSE	P.G COURSE	U.G COURSE	P.G COURSE	U.G COURSE	P.G COURSE	U.G COURSE	P.G COURSE	U.G COURSE	P.G COURSE	U.G COURSE	P.G COURSE	U.G COURSE	P.G COURSE
		2	3	4	5	6	7	8	9	10	11	12	13	14	15	16	17
	Number of students applied (a) In Total	24	9	78	25	324	-	-	-	122	-	76	-	-	-	-	-
	(b) Of which SC	8	2	16	5	37	-	-	-	46	-	23	-	-	-	-	-
	(c) Of which ST	-	-	-	-	-	-	-	-	-	-	-	-	-	-	-	-
	Number of students admitted (a) In Total	33	29	100	51	279	-	-	-	99	-	70	-	-	-	-	-
	(b) Of which SC	14	7	21	6	64	-	-	-	17	-	31	-	-	-	-	-
	(c) Of which ST	2	-	-	-	-	-	-	-	-	-	-	-	-	-	-	-
	Number of students admitted in general merit list not to be counted towards reservation quota (a) SC	-	-	-	-	-	-	-	-	-	-	-	-	-	-	-	-
	(b) ST	-	-	-	-	-	-	-	-	-	-	-	-	-	-	-	-
	Percentage of SC & ST students admitted to total number of students admitted (Excluding those admitted in general merit list) (a) SC	-	-	-	-	-	-	-	-	-	-	-	-	-	-	-	-
	(b) ST	-	-	-	-	-	-	-	-	-	-	-	-	-	-	-	-

P.T.

SL. NO.	1	ARTS		SCIENCE		COMMERCE		EDUCATION		COMPUTER APPLICATION		MANAGEMENT		LAW		Any Other Courses (Specify)	
		U.G COURSE	P.G COURSE	U.G COURSE	P.G COURSE	U.G COURSE	P.G COURSE	U.G COURSE	P.G COURSE	U.G COURSE	P.G COURSE	U.G COURSE	P.G COURSE	U.G COURSE	P.G COURSE	U.G COURSE	P.G COURSE
		2	3	4	5	6	7	8	9	10	11	12	13	14	15	16	17
5	Least percentage of marks of admitted general students (including SC & ST students admitted in general merit list)	51%	56%	52%	54%	51%				53%		54%					
	Least percentage of marks of admitted SC & ST students	48%	55%	51%	50%	52%				50%		58%					
	(a) SC																
	(b) ST	46%															
	Prescribed percentage of reservation	18%	18%	18%	18%	18%	18%	18%	18%	18%	18%	18%	18%	18%	18%	18%	18%
	(a) SC																
	(b) ST	1%	1%	1%	1%	1%	1%	1%	1%	1%	1%	1%	1%	1%	1%	1%	1%
	Whether reservation completely fulfilled in respect of			Yes		Yes				Yes		Yes					
	(a) SC																
	(b) ST																
	If not precise reason																
9	Steps taken by College / University Departments to fill up the reserved seats for which SC & ST students not available.																

DATE: 17.11.2022

OFFICE SEAL:



Principal
 Certifying the particulars furnished in
 Proforma-II.
PRINCIPAL
DR. MGR JANAKI COLLEGE
ARTS & SCIENCE FOR WOMEN
CHENNAI - 600 028.